

Beech Parish Council

September 2024 Beech Parish ASW Report

In Beech we are fortunate to have 3 AutoSpeedWatch Cameras monitoring traffic. The cameras give us invaluable intelligence about speeding traffic through our village.

Together with our 'Evocom' Speed Indicator Device we can monitor the effectiveness of the signage and identify the most frequent offenders.

Our Challenge is how to address these offenders and stop their anti-social behaviour. Despite our success in addressing the volume of offenses down 85% over the last 2 years, we continue to work diligently to address the issue of a few drivers who behave totally anti-socially by abusing the road through our village.

This report gives a monthly update of the intelligence we gather.

1. Number of offenses by frequent speedsters as a %age of total offenses.

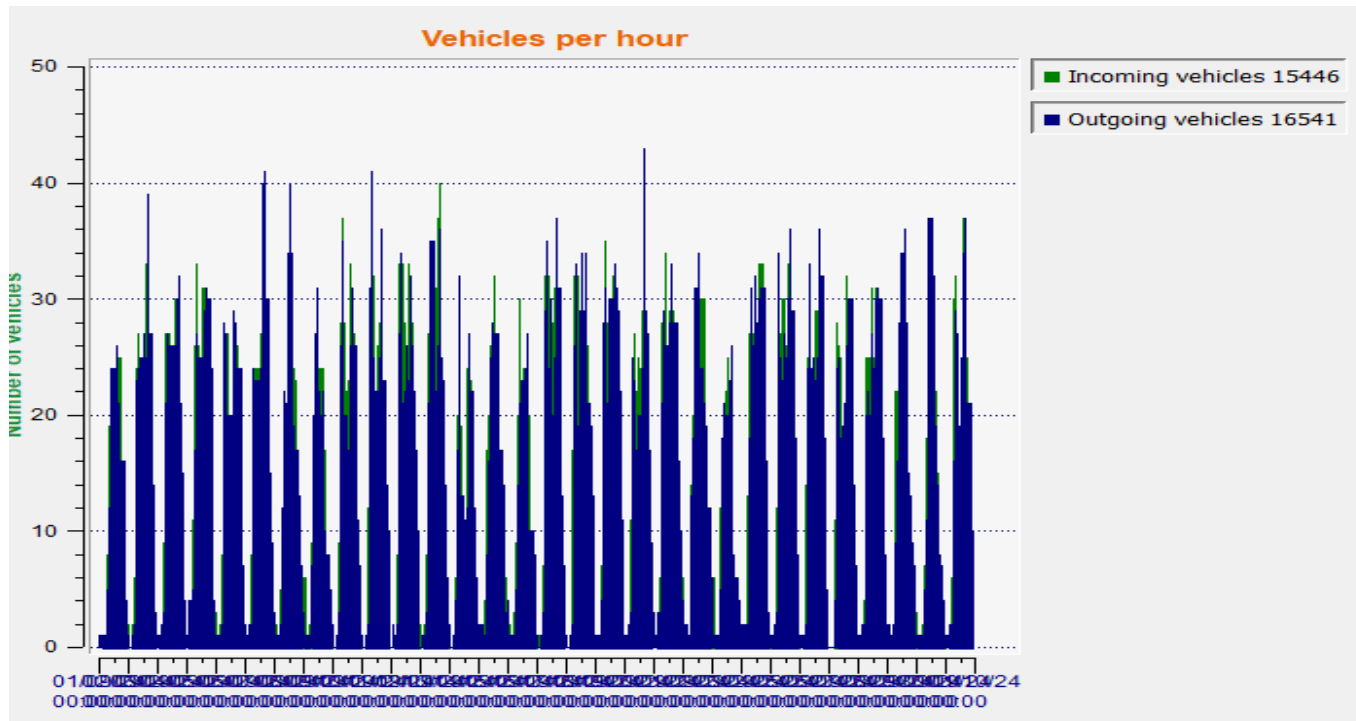
The table below shows the number of offenses by number of vehicles over the last 12 months in Beech. So, **6** vehicles accounted for 5% of offenses, 753 offenses in total. They comprised 0.6 % of vehicles transversing the village. Just 460 vehicles accounted for half the speeding offenses over the last 12 months...

Based on this data, if we can address 40 vehicles in each Hampshire village each year, we will have addressed 25% of the speedsters and most serious frequent offending speedsters in the district...

| Number of Vehicles as a %age of Offenses YTD | | | | |
|--|---------------------|----------------|-------------------|-----------------------------|
| Sep-24 | | | | |
| No Off Vehicles | % of Total offenses | No of Offenses | % of all transits | |
| 4 | 5% | 505 | 0.3% | |
| 10 | 10% | 1064 | 0.6% | |
| 27 | 20% | 2171 | 1.2% | |
| 40 | 25% | 2741 | 1.5% | |
| 124 | 33% | 3729 | 2.0% | |
| 358 | 50% | 5589 | 3.1% | |
| 3603 | 100% | 10817 | 5.9% | |
| 182108 | | 5323 | 2.9% | SID Sept 2024 YTD |
| 94736 | | 19511 | 20.6% | SID 2021 Dec 10 Mths |
| 113683 | | 23413 | 20.6% | Anualized 2021 |

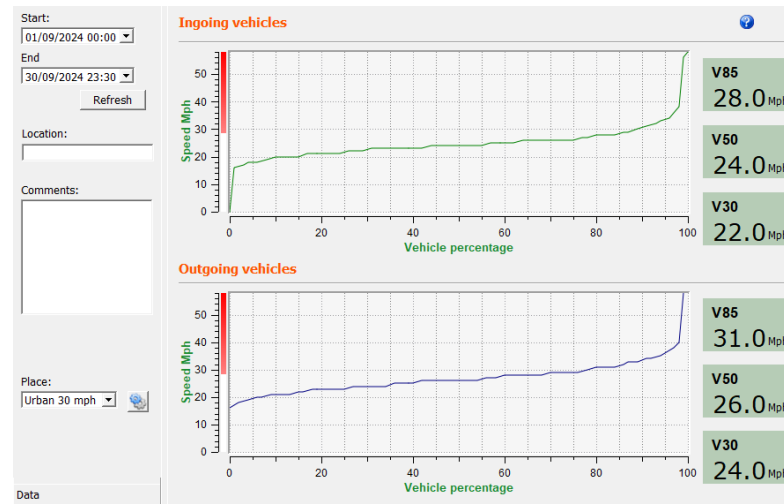
2. Number of vehicles incoming to the village from a SW direction.

Beech experienced 31,987 vehicle transits last month

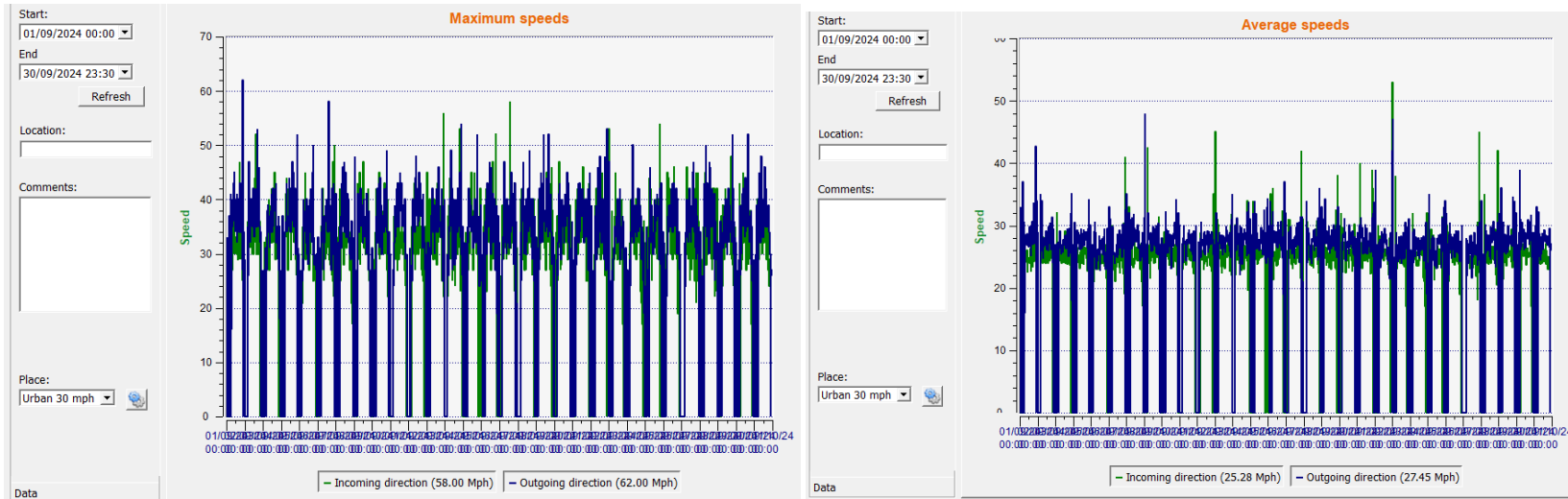


3. Percentile speeds Incoming (monitored) vs Outgoing not Monitored

Clearly the traffic direction managed with the SID and the ASW cameras shows a much better driver behaviour.



4. Maximum and Average Speed Mid Village as measured by the Speed Indicator Device.



The maximum incoming speed recorded mid village was 58 mph. and 62 mph outgoing.

Average speeds incoming was 25.28, and 27.45 outgoing.

Strangely enough to fast to qualify for a 20-mph zone given Hampshire Highway criteria that for a 20-mph zone the average speed must be 24 mph or less???

5. Worst Average Speed Offenders in the last 12 months

| R a n k i n g | V R M | M a k e | Model | Colour | Highest Average Speed | Error Margin ($\hat{\Delta}$ mph) | 36 mph and above | 40 mph and Above | Times Average Speeding since 01/4/23 | Times Average Speeding since 01/9/24 | Times seen speeding since 01/9/2023 | Times seen speeding since 01/08/2024 |
|---------------------------------|-------------|------------------|------------------|--------|-----------------------------|--|------------------------|------------------------|--|--|---|--|
| 1 | HY | CITROEN | unknown | WHITE | 49.0 | 1.0 | Y | Y | 24 | 0 | 95 | 0 |
| 2 | YX | CITROEN | BERLINGO | SILVER | 39.3 | 1.2 | Y | | 22 | 4 | 82 | 10 |
| 3 | RF | PEUGEOT | PARTNER | WHITE | 39.4 | 1.3 | Y | | 18 | 0 | 120 | 0 |
| 4 | BK | AUDI | Q7 SPORT 55 TFSI | BLACK | 48.9 | 1.7 | Y | Y | 18 | 0 | 76 | 12 |
| 5 | YA | VAUXHALL | CORSA | BLACK | 66.4 | 3.1 | Y | Y | 17 | 0 | 61 | 3 |
| 6 | S3 | VOLKSWAGEN | TRANSPORTER | RED | 39.6 | 1.2 | Y | | 17 | 3 | 48 | 12 |
| 7 | HT | CITROEN | C3 | BLUE | 39.4 | 1.3 | Y | | 16 | 0 | 153 | 8 |
| 8 | DL | NISSAN | NAVARA | WHITE | 64.8 | 2.9 | Y | Y | 15 | 0 | 51 | 1 |
| 9 | N4 | TOYOTA | HILUX | GREEN | 40.0 | 1.1 | Y | Y | 14 | 0 | 35 | 0 |
| 10 | W | NISSAN | X-TRAIL | SILVER | 39.8 | 1.2 | Y | | 14 | 1 | 51 | 4 |
| 11 | NI | NISSAN | PATHFINDER | GREEN | 40.6 | 1.0 | Y | Y | 13 | 0 | 43 | 2 |
| 12 | KN | VOLVO | XC90 | BLACK | 41.6 | 1.2 | Y | Y | 11 | 0 | 26 | 1 |
| 13 | HC | VOLKSWAGEN | TRANSPORTER T3 | WHITE | 35.6 | 1.1 | | | 11 | 0 | 80 | 7 |
| 14 | HM | MITSUBISHI | L200 | BLACK | 43.4 | 1.2 | Y | Y | 11 | 0 | 37 | 2 |
| 15 | HD | NISSAN | MICRA | BLUE | 40.3 | 1.3 | Y | Y | 10 | 1 | 29 | 3 |
| 16 | RA | FORD | RANGER | BLUE | 38.2 | 1.1 | Y | | 10 | 1 | 35 | 4 |

6. Worst Single Point Offenders over the last 12 months.

| This Mths Rank | Last V Mths Rank | Make | Model | Colour | Top Speed | DVLA Notes during the last 12 months | Times Seen speeding in the last 12 months | Times speeding in Sept | Times speeding in the Last week | Times Seen speeding since Sept 1st 2024 | Times Seen speeding since JUL 1st 2024 | Average speeding No since May 01 23 |
|----------------|------------------|------------|----------------------|--------|-----------|--------------------------------------|---|------------------------|---------------------------------|---|--|-------------------------------------|
| 1 | 1 H | CITROEN | C3 | BLUE | 67 | MoT not valid, | 153 | 8 | 3 | 8 | 40 | 16 |
| 2 | 2 X | VOLKSWAGEN | GOLF | BLACK | 56 | 0 | 121 | 15 | 5 | 15 | 47 | 0 |
| 3 | 3 R | PEUGEOT | PARTNER | WHITE | 54 | 0 | 120 | 0 | 0 | 0 | 3 | 18 |
| 4 | 4 R | AUDI | Q5 SLN ED1 45TFSI... | WHITE | 67 | 0 | 109 | 14 | 2 | 14 | 27 | 0 |
| 5 | 5 D | AUDI | A4 | GREY | 65 | 0 | 106 | 11 | 5 | 11 | 34 | 1 |
| 6 | 6 E | AUDI | Q7 | GREY | 45 | 0 | 102 | 5 | 1 | 5 | 27 | 5 |
| 7 | 7 R | BMW | X4 | WHITE | 65 | 0 | 98 | 12 | 1 | 12 | 29 | 5 |
| 8 | 8 H | CITROEN | unknown | WHITE | 54 | 0 | 95 | 0 | 0 | 0 | 20 | 24 |
| 9 | 10 O | NISSAN | INTERSTAR | WHITE | 55 | 0 | 86 | 0 | 0 | 0 | 0 | 0 |
| 10 | 9 R | TOYOTA | AURIS | BLUE | 55 | 0 | 84 | 12 | 1 | 12 | 33 | 3 |
| 11 | 11 Y | CITROEN | BERLINGO | SILVER | 58 | 0 | 82 | 10 | 1 | 10 | 25 | 22 |
| 12 | 12 B | CITROEN | SPACETOURER | GREY | 54 | 0 | 81 | 1 | 0 | 1 | 1 | 0 |
| 13 | 14 H | VOLKSWAGEN | TRANSPORTER T30 T... | WHITE | 44 | 0 | 80 | 7 | 3 | 7 | 39 | 11 |
| 14 | 13 R | NISSAN | QASHQAI | BEIGE | 53 | 0 | 79 | 5 | 3 | 5 | 16 | 0 |
| 15 | 16 H | CITROEN | DS3 | WHITE | 52 | 0 | 77 | 10 | 3 | 10 | 35 | 0 |
| 16 | 17 B | AUDI | Q7 SPORT 55 TFSI ... | BLACK | 57 | 0 | 76 | 12 | 2 | 12 | 18 | 18 |
| 17 | 18 R | VOLKSWAGEN | T-ROC R-LINE TSI S-A | GREY | 56 | 0 | 75 | 8 | 2 | 8 | 32 | 0 |
| 18 | 19 Y | VOLKSWAGEN | GOLF | BEIGE | 56 | 0 | 72 | 8 | 0 | 8 | 23 | 0 |

7. Most Frequent Average Speed Offenders this Month

| Vehicles Exceeding Average Speed By Frequency - Sept 2024 | | | | | | | | | |
|---|-------------------------------|-----------------------------|------|---------------|----------------------|---|---|---|----|
| V R N | No of Times in Aug 2024 | Highest Average Speed | Make | Model | Colour | MAX Error Margin ($\hat{A}\pm$ mph) | Times Speeding >36 mph since 1/9/2023 | Max speed recorded since 1/9/2023 | |
| 1 | M | 4 | 38.2 | NISSAN | JUKE | BLUE | 1.2 | 19 | 42 |
| 2 | Y | 4 | 34.8 | CITROEN | BERLINGO | SILVER | 1 | 82 | 52 |
| 3 | R | 3 | 48 | FORD | RANGER WILDTRAK E... | BLACK | 0.9 | 13 | 48 |
| 4 | S | 3 | 39.6 | VOLKSWAGEN | TRANSPORTER | RED | 1.2 | 48 | 62 |
| 5 | D | 3 | 37.7 | NISSAN | QASHQAI | SILVER | 1 | 44 | 59 |
| 6 | B | 2 | 34.5 | FORD | TRANSIT | BLACK | 1 | 44 | 49 |
| 7 | N | 1 | 51.6 | NISSAN | QASHQAI | RED | 1.8 | 6 | 39 |
| 8 | R | 1 | 45.7 | LAND ROVER | DISCOVERY METRO E... | GREY | 1.5 | 6 | 48 |
| 9 | LI | 1 | 42.3 | TESLA | MODEL 3 LONG RANG... | WHITE | 0.7 | 2 | 43 |
| 10 | R | 1 | 38.7 | NISSAN | JUKE | RED | 0.6 | 66 | 59 |
| 11 | LI | 1 | 35.6 | FORD | TRANSIT | WHITE | 1.1 | 3 | 41 |
| 12 | H | 1 | 34.8 | VOLKSWAGEN | TRANSPORTER | BROWN | 0.8 | 9 | 51 |
| 13 | A | 1 | 34.8 | MERCEDES-BENZ | VITO | SILVER | 0.8 | 8 | 41 |
| 14 | H | 1 | 34.4 | NISSAN | MICRA | BLUE | 0.4 | 29 | 53 |
| 15 | R | 1 | 33 | TOYOTA | AURIS | BLUE | 1 | 84 | 54 |
| 16 | FJ | 1 | 32.4 | TOYOTA | VERSO | BLUE | 0.7 | 53 | 58 |
| 17 | N | 1 | 31.6 | VAUXHALL | VIVARO | SILVER | 0.4 | 6 | 43 |
| 18 | C | 1 | 31.5 | LAND ROVER | DEFENDER | GREY | 0.8 | 2 | 39 |
| 19 | N | 1 | 31.4 | PEUGEOT | PARTNER PROFESSIO... | WHITE | 0.4 | 2 | 39 |
| 20 | EI | 1 | 31.1 | FORD | TRANSIT 350 LEADE... | GREEN | 0.9 | 2 | 45 |

8. Most Frequent Single point speed offenders this month

| Ranking | VRN | Make | Model | Colour | Times Seen speeding in Sept 2024 | Top Speed | Times speeding since Oct 01 2023 | Times Average Speeding since May 2023 |
|---------|-----|---------------|----------------------|--------|----------------------------------|-----------|----------------------------------|---------------------------------------|
| 1 | M | NISSAN | JUKE | BLUE | 16 | 41 | 19 | 5 |
| 2 | X | VOLKSWAGEN | GOLF | BLACK | 15 | 67 | 121 | 0 |
| 3 | R | AUDI | Q5 SLN ED1 45TFSI... | WHITE | 14 | 62 | 109 | 0 |
| 8 | R | BMW | X4 | WHITE | 12 | 59 | 98 | 5 |
| 5 | R | TOYOTA | AURIS | BLUE | 12 | 48 | 84 | 3 |
| 7 | B | AUDI | Q7 SPORT 55 TFSI ... | BLACK | 12 | 45 | 76 | 18 |
| 4 | S | VOLKSWAGEN | TRANSPORTER | RED | 12 | 47 | 48 | 17 |
| 6 | R | FORD | RANGER WILDTRAK E | BLACK | 12 | 50 | 13 | 3 |
| 10 | D | AUDI | A4 | GREY | 11 | 46 | 106 | 1 |
| 9 | D | NISSAN | QASHQAI | SILVER | 11 | 65 | 44 | 8 |
| 11 | Y | CITROEN | BERLINGO | SILVER | 10 | 47 | 82 | 22 |
| 12 | H | CITROEN | DS3 | WHITE | 10 | 47 | 77 | 0 |
| 16 | H | CITROEN | C3 | BLUE | 8 | 58 | 153 | 16 |
| 15 | R | VOLKSWAGEN | T-ROC R-LINE TSI S-A | GREY | 8 | 43 | 75 | 0 |
| 14 | Y | VOLKSWAGEN | GOLF | BEIGE | 8 | 38 | 72 | 0 |
| 13 | R | MERCEDES-BENZ | VITO | SILVER | 8 | 41 | 29 | 1 |
| 20 | H | VOLKSWAGEN | TRANSPORTER T30 T | WHITE | 7 | 38 | 80 | 11 |
| 17 | F | TOYOTA | VERSO | BLUE | 7 | 41 | 53 | 6 |
| 18 | G | VOLVO | XC60 | BLUE | 7 | 50 | 39 | 2 |
| 19 | S | MINI | ONE | WHITE | 7 | 42 | 23 | 0 |

Not surprisingly the top 10 in July have consistently sped through the village in the last year...

speeding is a habit... a dangerously bad habit... it caused 400 deaths 30,000 seriously injured in 2023 in England and Wales ...

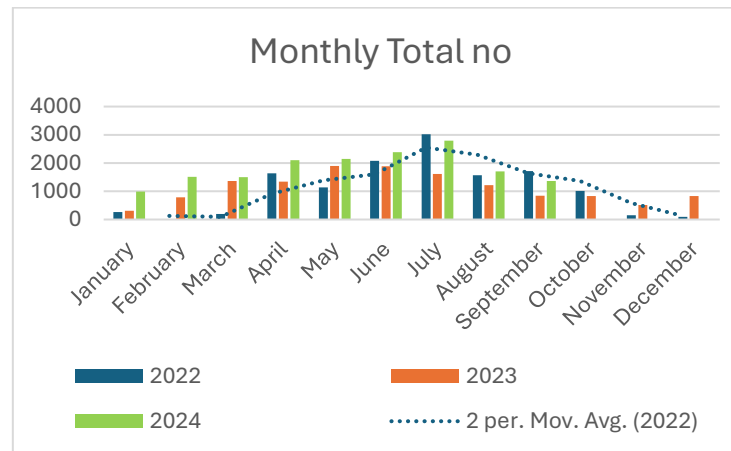
| Police force area | Note | Killed | Seriously injured (unadjusted) | Seriously injured (adjusted) [note 2] | Killed or seriously injured (unadjusted) | Killed or seriously injured (adjusted) [note 2] |
|-------------------|------|--------|--------------------------------|---------------------------------------|--|---|
| 1 West Yorkshire | | 60 | 1,430 | 1,430 | 1,490 | 1,490 |
| 2 Hampshire | | 50 | 890 | 1,210 | 940 | 1,260 |
| 3 Sussex | | 40 | 1,010 | 1,010 | 1,050 | 1,050 |

Hampshire has an appalling record when it comes to road deaths...

9. Offenders by speed range Statistics

| 10 Mths Prior to ASW camera intro 2021 Westcotec | NE Direction HCC Trial 14 days | EVOCOM SID SPEED mph | 12 Months Ending | | | | | | | | |
|--|--------------------------------|-----------------------------|------------------|----------|----------|----------|----------|----------|----------|----------|----------|
| | | | 31/01/24 | 29/02/24 | 31/03/24 | 30/04/24 | 31/05/24 | 30/06/24 | 01/07/24 | 01/08/24 | 01/09/24 |
| 19511 | | <30 | 159010 | 163930 | 164863 | 165253 | 165489 | 164258 | 163771 | 164081 | 162902 |
| | | 30-35 | 15665 | 15947 | 15685 | 15420 | 15229 | 14836 | 14518 | 14143 | 13838 |
| | 290 | 36-40 | 4743 | 4800 | 4658 | 4583 | 4555 | 4483 | 4298 | 4141 | 4033 |
| | 95 | 41-50 | 1389 | 1429 | 1394 | 1339 | 1287 | 1249 | 1238 | 1205 | 1187 |
| | 7 | >50 | 141 | 146 | 151 | 147 | 138 | 128 | 118 | 110 | 103 |
| 94736 | 1055 | Total Vehicles | 180948 | 186252 | 186751 | 186742 | 186698 | 184954 | 183943 | 183680 | 182108 |
| | | >35 | 6273 | 6375 | 6203 | 6069 | 5980 | 5860 | 5654 | 5456 | 5323 |
| 20.6% | 37.2% | % of Drivers Offending > 35 | 3.47% | 3.42% | 3.32% | 3.25% | 3.20% | 3.17% | 3.07% | 2.97% | 2.92% |
| | | Total ASW Detected YTD | 14945 | 14703 | 15901 | 16074 | 16009 | 16515 | 17635 | 18176 | 18638 |
| | | Average no per ASW camera | 4982 | 4901 | 5300 | 5358 | 5336 | 5505 | 5878 | 6059 | 6213 |
| | | % - ASW Detected | 79.41% | 76.88% | 85.45% | 88.28% | 89.24% | 93.94% | 103.97% | 111.05% | 116.71% |

The ASW cameras are obviously more efficient in the summer as their power source is sun light. But the good news is that they continue to effective in controlling drivers who care about not speeding. Regrettably, as can be seen from the average speed offenses trend line, persistent speedsters are still on the increase and their speeds are also increasing as they become aware that there are no penalties for speeding in Beech ...



Actions this month:

1. We are awaiting a funding decision re a Speed Monitoring and reporting system in the SW direction in Beech and possibly 2 cameras for Well house road.
2. We are continuing to engage with EHDC and the Police to get a firm plan on how to address the issue of signage and reporting going forward. Hampshire highways have stated that they and they alone are responsible for signage.
3. We are continuing to work to get HCC, the Police Commissioner, Hampshire Ambulance and Fire Services to re-instate the Hampshire Road Safety initiative going along the lines of Warwickshire <https://warksroadsafety.org/> part of this is engaging with Project Edward.
4. We are now reporting liveried vehicle incidents to the vehicle owners. In Sept the Clerk has written to 10 companies, we are getting very positive results from the companies.
5. We have had Team Meetings with <https://www.drivingforbetterbusiness.com/> a government funded organisation that aim to encourage businesses to have a Driving for Work Policy.
6. We continue to support the ASW cameras in EHDC are rolling out.
7. We are now acting as part of the Bentworth CSW group. **But Hampshire Police has not given permission for the group to operate in Beech.**
8. We need to look at how our villagers can report near misses and generally poor anti-social driving behaviour easily. Awaiting details of proposals from the BRSW to add this facility to our web site.
9. We have reached agreement to arrange a meeting with the Police and Crime Commissioner to explain the problem and identify some possible solutions. We await a date.