

Beech Parish Council

October 2024 Beech Parish ASW Report

In Beech we are fortunate to have 3 AutoSpeedWatch Cameras monitoring traffic. The cameras give us invaluable intelligence about speeding traffic through our village.

Together with our 'Evocom' Speed Indicator Device we can monitor the effectiveness of the signage and identify the most frequent offenders.

Our Challenge is how to address these offenders and stop their anti-social behaviour. Despite our success in addressing the volume of offenses down 85% over the last 2 years, we continue to work diligently to address the issue of a few drivers who behave totally anti-socially by abusing the road through our village.

This report gives a monthly update of the intelligence we gather.

Actions this month:

1. We have received funding for 3 additional ASW cameras monitoring traffic from the A339 to Kings, and a New SID in the village centre.
2. We are continuing to engage with EHDC and the Police to get a firm plan on how to address the issue of signage and reporting going forward. Hampshire highways have stated that they and they alone are responsible for signage.
3. We are continuing to work to get HCC, the Police Commissioner, Hampshire Ambulance and Fire Services to re-instate the Hampshire Road Safety initiative going along the lines of Warwickshire <https://warksroadsafety.org/> part of this is engaging with Project Edward.
4. We are now reporting liveried vehicle incidents to the vehicle owners. In Sept the Clerk has written to 11 companies, we are now sending out 2nd letters to the owners.
5. We have had Team Meetings with the Deputy Police and Crime Commissioner and some Hampshire Senior Road Policing officers.
6. We continue to support the ASW cameras in EHDC are rolling out.
7. We are now acting as part of the Bentworth CSW group. **But Hampshire Police has not given permission for the group to operate in Beech.**
8. We need to look at how our villagers can report near misses and generally poor anti-social driving behaviour easily. Awaiting details of proposals from the BRSW to add this facility to our web site.
9. The Beech Road Safety Working Group has in conjunction with Hampshire Highways including their road safety team delivered an on-road footway see below:



1. Number of offenses by frequent speedsters Travelling NE through the village as a %age of total offenses.

The table below shows the number of offenses by number of vehicles over the last 12 months in Beech. So, **4** vehicles accounted for 5% of offenses, **518** offenses in total. They comprised **0.3 %** of vehicles transversing the village. Just **284** vehicles accounted for half the speeding offenses over the last 12 months...

Based on this data, if we can address 40 vehicles in each Hampshire village each year, we will have addressed 25% of the speedsters and most serious frequent offending speedsters in the district...

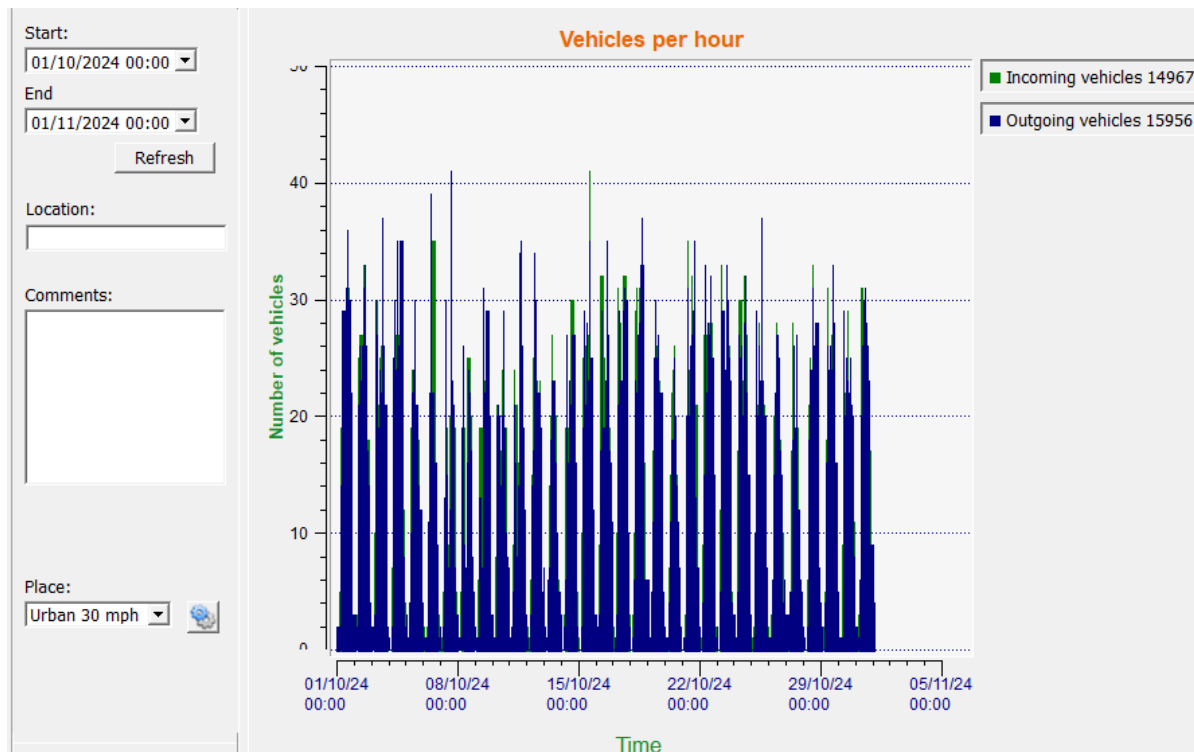
Number of Vehicles as a %age of Offenses YTD

Oct-24

No Off Vehicles	% of Total offenses	No of Offenses	% of all transits	
4	5%	518	0.3%	
10	10%	1069	0.6%	
24	20%	2200	1.2%	
34	25%	2731	1.5%	
120	33%	3895	2.1%	
284	50%	5271	2.9%	
3564	100%	10963	6.0%	
182108		5323	2.9%	SID OCT 2024 YTD
94736		19511	20.6%	SID 2021 Dec 10 Mths
113683		23413	20.6%	Anualized 2021

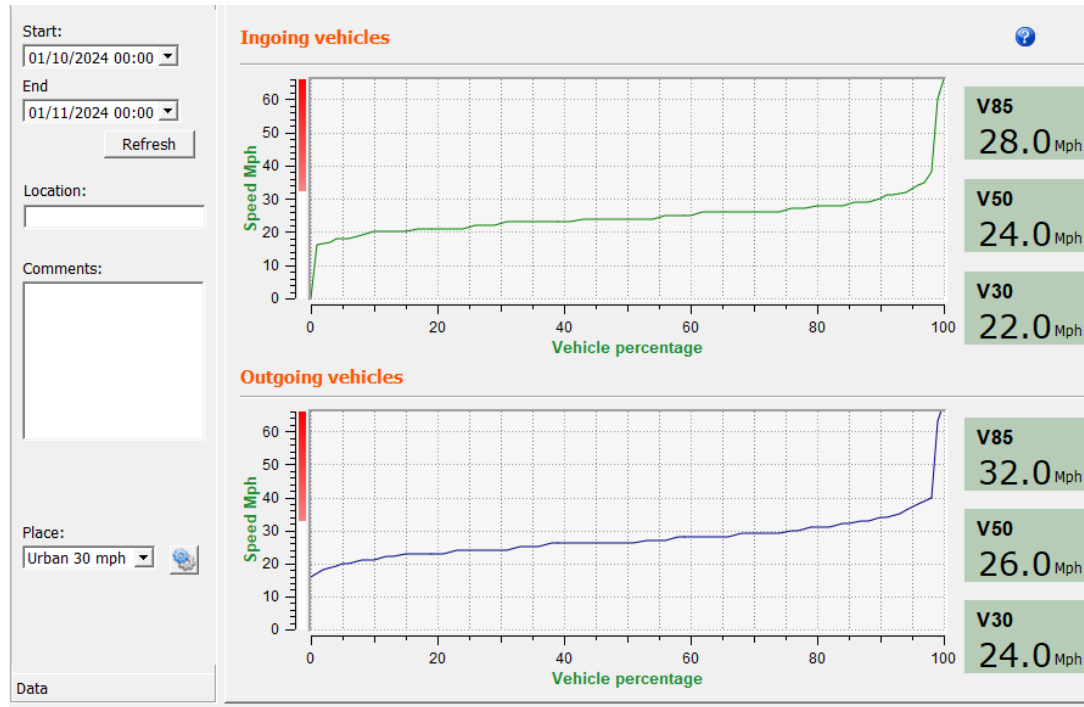
2. Number of vehicles incoming to the village from a SW direction.

Beech experienced 30,923 vehicle transits last month

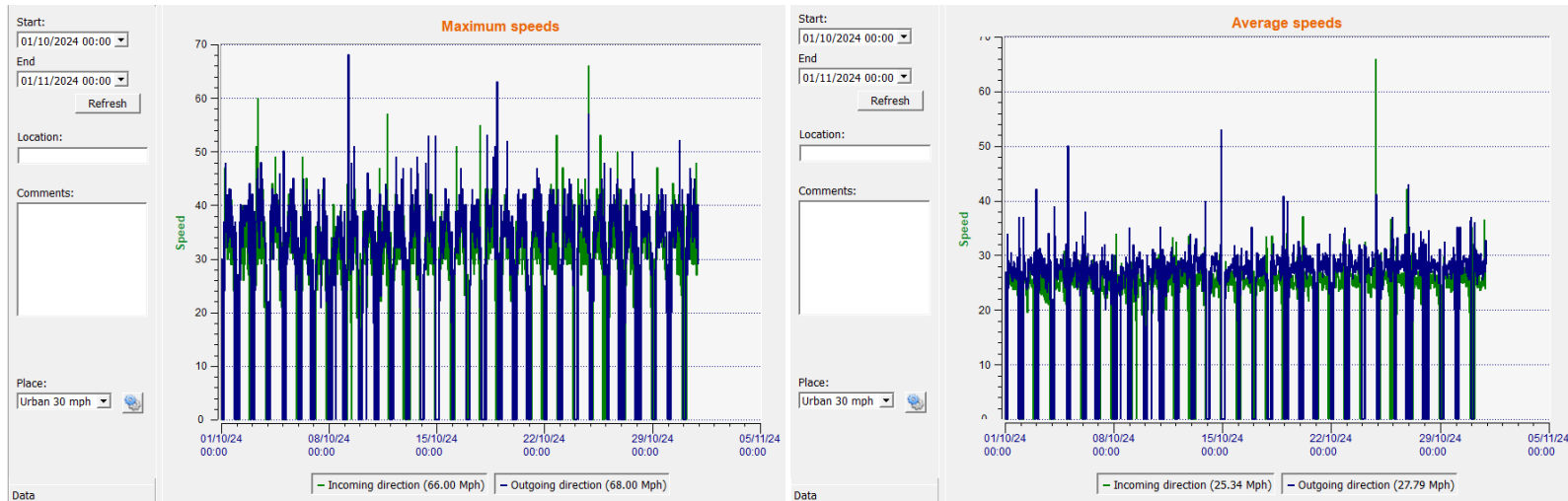


3. Percentile speeds Incoming (monitored) vs Outgoing not Monitored

Clearly the traffic direction managed with the SID and the ASW cameras shows a much better driver behaviour. Note the very small number who speed...



4. Maximum and Average Speed Mid Village as measured by the Speed Indicator Device.



The maximum incoming speed recorded mid village was **66** mph. and **68** mph outgoing.

Average speeds incoming was **25.34**, and **27.79** outgoing.

Strangely enough to fast to qualify for a 20-mph zone given Hampshire Highway criteria that for a 20-mph zone the average speed must be 24 mph or less???

5. Worst Average Speed Offenders in the last 12 months

Rank	Ranking Month	VRM	Make	Model	Colour	Highest Average Speed	Error Margin (±mph)	36 mph and above	40 mph and Above	Times Average Speeding since 01/4/23	Times seen speeding since 01/9/2023	Times seen speeding since 01/09/2024
7	1	HY	CITROEN	unknown	WHITE	49.0	1.0	Y	Y	24	95	0
4	2	YX	CITROEN	BERLINGO	SILVER	39.3	1.2	Y		22	82	10
1	3	BK	AUDI	Q7 SPORT 55 TFSI	BLACK	48.9	1.7	Y	Y	18	79	15
2	4	RF	PEUGEOT	PARTNER	WHITE	39.4	1.3	Y		18	120	0
10	5	S3	VOLKSWAGEN	TRANSPORTER	RED	39.6	1.2	Y		17	50	14
3	6	YA	VAUXHALL	CORSA	BLACK	66.4	3.1	Y	Y	17	62	4
6	7	HT	CITROEN	C3	BLUE	39.4	1.3	Y		16	155	11
12	8	DL	NISSAN	NAVARA	WHITE	64.8	2.9	Y	Y	15	52	2
13	9	N4	TOYOTA	HILUX	GREEN	40.0	1.1	Y	Y	14	34	0
11	10	W	NISSAN	X-TRAIL	SILVER	39.8	1.2	Y		14	53	6
15	11	NL	NISSAN	PATHFINDER	GREEN	40.6	1.0	Y	Y	14	46	5
5	12	HC	VOLKSWAGEN	TRANSPORTER T3	WHITE	35.6	1.1			12	86	13
8	13	HM	MITSUBISHI	L200	BLACK	43.4	1.2	Y	Y	11	37	2
9	14	KN	VOLVO	XC90	BLACK	41.6	1.2	Y	Y	11	27	2
14	15	HD	NISSAN	MICRA	BLUE	40.3	1.3	Y	Y	10	30	4

6. Worst Single Point Offenders over the last 12 months.

This Mths Rank	Last Mths Rank	V Make	Model	Colour	Top Speed	DVLA Notes during the last 12 months	Times Seen speeding in the last 12 months	Times speeding in OCT	Times speeding in the Last week	Times Seen speeding since Oct 1st 2024	Times Seen speeding since AUG 1st 2024	Average speeding No since May 01 23
1	1	CITROEN	C3	BLUE	67	MoT not valid,	156	3	1	3	16	16
2	2	VOLKSWAGEN	GOLF	BLACK	56		126	5	2	5	41	0
3	3	PEUGEOT	PARTNER	WHITE	54		120	0	0	0	0	18
4	5	AUDI	A4	GREY	65		117	11	8	11	29	1
5	4	AUDI	Q5 SLN ED1 45TFSI...	WHITE	67		112	3	1	3	26	0
6	7	AUDI	Q7	GREY	45		104	1	0	2	11	5
7	6	BMW	X4	WHITE	65		102	4	3	4	28	5
8	8	CITROEN	unknown	WHITE	54		95	0	0	0	5	24
9	10	TOYOTA	AURIS	BLUE	55		90	6	2	6	25	3
10	9	CITROEN	SPACETOURER	GREY	54		87	4	0	6	5	1
11	13	NISSAN	INTERSTAR	WHITE	55		86	0	0	0	0	0
12	11	VOLKSWAGEN	TRANSPORTER T30 T...	WHITE	44		86	6	3	6	29	12
13	15	CITROEN	BERLINGO	SILVER	58		82	0	0	0	16	22
14	12	VOLKSWAGEN	T-ROC R-LINE TSI S-A	GREY	56		82	7	1	7	27	0
15	14	CITROEN	DS3	WHITE	52		82	5	5	5	33	0
16	16	NISSAN	QASHQAI	BEIGE	53		81	2	0	2	12	0
17	17	AUDI	Q7 SPORT 55 TFSI ...	BLACK	57		79	3	2	3	19	18
18	18	MERCEDES-BENZ	B-CLASS	SILVER	52		74	4	3	5	10	9
19	19	VOLKSWAGEN	GOLF	BEIGE	56		72	0	0	0	14	0
20	22	NISSAN	JUKE	RED	52		70	4	0	4	19	8

7. Most Frequent Average Speed Offenders this Month

Vehicles Exceeding Average Speed By Frequency - Oct 2024

V R N	No of Times in Aug 2024	Highest Average Speed	Make	Model	Colour	MAX Error Margin ($\hat{A}\pm$ mph)	Times Speeding >36 mph since 1/10/2023	Max speed recorded since 1/10/2023
1 L	3	40.4	MINI	COOPER	WHITE	1.4	3	43
2 LI	1	49.8	RENAULT	TRAFIC	WHITE	1.7	2	47
3 R	1	37.2	NISSAN	JUKE	RED	1	70	59
4 N	1	36.2	FORD	TRANSIT	WHITE	0.9	13	45
5 B	1	35.7	FORD	TRANSIT	WHITE	0.5	8	53
6 Y	1	35.6	VOLVO	XC90	GREY	1.1	22	50
7 M	1	35.6	RENAULT	KANGOO	WHITE	1.1	10	69
8 B	1	35.0	CITROEN	SPACETOURER	GREY	1	87	53
9 V	1	34.8	VAUXHALL	VIVARO	GREY	0.8	1	36
10 N	1	34.4	NISSAN	PATHFINDER	GREEN	0.4	46	59
11 A	1	34.0	VOLVO	XC90	BLUE	1	43	60
12 Y	1	32.6	KIA	NIRO 2 HEV S-A	RED	0.4	5	39
13 N	1	32.0	MERCEDES-BENZ	VITO	WHITE	0.9	3	39
14 R	1	31.8	CITROEN	DISPATCH	GREY	0.4	3	36
15 H	1	31.1	VOLKSWAGEN	TRANSPORTER T30 T...	WHITE	0.9	86	54

8. Most Frequent Single point speed offenders this month

Ranking	VRN	Make	Model	Colour	Times Seen speeding in Sept 2024	Top Speed	Times speeding since Oct 01 2023	Times Average Speeding since May 2023
1	M	NISSAN	JUKE	BLUE	16	41	19	5
2	X	VOLKSWAGEN	GOLF	BLACK	15	67	121	0
3	R	AUDI	Q5 SLN ED1 45TFSI...	WHITE	14	62	109	0
8	R	BMW	X4	WHITE	12	59	98	5
5	R	TOYOTA	AURIS	BLUE	12	48	84	3
7	B	AUDI	Q7 SPORT 55 TFSI ...	BLACK	12	45	76	18
4	S	VOLKSWAGEN	TRANSPORTER	RED	12	47	48	17
6	R	FORD	RANGER WILDTRAK	BLACK	12	50	13	3
10	D	AUDI	A4	GREY	11	46	106	1
9	D	NISSAN	QASHQAI	SILVER	11	65	44	8
11	Y	CITROEN	BERLINGO	SILVER	10	47	82	22
12	H	CITROEN	DS3	WHITE	10	47	77	0
16	H	CITROEN	C3	BLUE	8	58	153	16
15	R	VOLKSWAGEN	T-ROC R-LINE TSI S-A	GREY	8	43	75	0
14	Y	VOLKSWAGEN	GOLF	BEIGE	8	38	72	0
13	R	MERCEDES-BENZ	VITO	SILVER	8	41	29	1
20	H	VOLKSWAGEN	TRANSPORTER T30 T	WHITE	7	38	80	11
17	FJ	TOYOTA	VERSO	BLUE	7	41	53	6
18	G	VOLVO	XC60	BLUE	7	50	39	2
19	S	MINI	ONE	WHITE	7	42	23	0

Not surprisingly **8 of the top 10 in Oct** have consistently sped through the village in the last year...

speeding is a habit... a dangerously bad habit... it caused 400 deaths 30,000 seriously injured in 2023 in England and Wales ...

Police force area	Note	Killed	Seriously injured (unadjusted)	Seriously injured (adjusted) [note 2]	Killed or seriously injured (unadjusted)	Killed or seriously injured (adjusted) [note 2]
1 West Yorkshire		60	1,430	1,430	1,490	1,490
2 Hampshire		50	890	1,210	940	1,260
3 Sussex		40	1,010	1,010	1,050	1,050

Hampshire has an appalling record when it comes to road deaths...

9. Offenders by speed range Statistics

10 Mths Prior to ASW camera intro 2021 Westcotec	NE Direction HCC Trial 14 days	EVOCOM SID SPEED mph	12 Months Ending									
			31/01/24	29/02/24	31/03/24	30/04/24	31/05/24	30/06/24	31/07/24	31/08/24	30/09/24	31/10/24
19511		<30	159010	163930	164863	165253	165489	164258	163771	164081	162902	162279
		30-35	15665	15947	15685	15420	15229	14836	14518	14143	13838	13761
	290	36-40	4743	4800	4658	4583	4555	4483	4298	4141	4033	3929
	95	41-50	1389	1429	1394	1339	1287	1249	1238	1205	1187	1145
	7	>50	141	146	151	147	138	128	118	110	103	99
94736	1055	Total Vehicles	180948	186252	186751	186742	186698	184954	183943	183680	182108	181213
		>35	6273	6375	6203	6069	5980	5860	5654	5456	5323	5173
20.6%	37.2%	% of Drivers Offending > 35	3.47%	3.42%	3.32%	3.25%	3.20%	3.17%	3.07%	2.97%	2.92%	2.85%
		Total ASW Detected YTD	14945	14703	15901	16074	16009	16515	17635	18176	18638	18631
		Average no per ASW camera	4982	4901	5300	5358	5336	5505	5878	6059	6213	6210
		% - ASW Detected	79.41%	76.88%	85.45%	88.28%	89.24%	93.94%	103.97%	111.05%	116.71%	120.05%

The ASW cameras are obviously more efficient in the summer as their power source is sun light. But the good news is that they continue to effective in controlling drivers who care about not speeding. Regrettably, as can be seen from the average speed offenses trend line, persistent speedsters are still on the increase and their speeds are also increasing as they become aware that there are no penalties for speeding in Beech ...

10. Commercial Vehicles witten to in October 2024

Month	Vehicle ID	Make	Model	Color	Date	Company	Contact
Oct	1 DV62SXR	FORD	TRANSIT	WHITE	03/10/2024	Edmunds and Son	Clerk e-mail
	2 BT70OAZ	FORD	TRANSIT CUSTOM 30...	WHITE	08/10/2024	Golden Hammer Roofing	Clerk e-mail
	3 LN70RFJ	MERCEDES	SPRINTER 314 PROG...	YELLOW	03/10/2024	DHL pressestelle@dhl.com	Clerk e-mail
	8 BR05SFR	FORD	TRANSIT	BLACK	04/10/2024	Secure Roof Fixing	Clerk e-mail
	5 T502EUB	VOLVO	UNKNOWN	CREAM	09/10/2024	Unmarked School Bus	Clerk e-mail
Road closed for 1 wk	6 RV24HFP	FORD	RANGER WILDTRAK E...	BLACK	17/10/2024	Eclipse Group	Clerk e-mail ltr 2
	7 BT70OAZ	FORD	TRANSIT CUSTOM 30...	WHITE	19/10/2024	Golden Hammer Roofing	Clerk e-mail ltr 2
	9 BR05SFR	FORD	TRANSIT	BLACK	19/10/2024	Secure Roof Fixing	Clerk e-mail ltr 2
	8 JK02WLY	FORD	TRANSIT CUSTOM	WHITE	21/10/2024	MD Foods	Clerk e-mail ltr 2
Further Road Closure	10 LN70RFJ	MERCEDES	SPRINTER 314 PROG...	YELLOW	28/10/2024	DHL pressestelle@dhl.com	Clerk e-mail ltr 2
	11 BW23SZV	CITROEN	RELAY 35L3H2 EPRI...	WHITE	31/10/2024	DX Distribution	Clerk e-mail ltr 3