

# Beech Parish Council

## December 2024 Beech Parish ASW Report

In Beech we are fortunate to have 3 AutoSpeedWatch Cameras monitoring traffic. The cameras give us invaluable intelligence about speeding traffic through our village.

Together with our 'Evocom' Speed Indicator Device we can monitor the effectiveness of the signage and identify the most frequent offenders.

Our Challenge is how to address these offenders and stop their anti-social behaviour. Despite our success in addressing the volume of offenses down 85% over the last 2 years, we continue to work diligently to address the issue of a few drivers who behave totally anti-socially by abusing the road through our village.

*This report gives a monthly update of the intelligence we gather; data was significantly reduced as traffic volumes were minimal and weather conditions were very poor.*

## Actions this month:

1. We have received funding for 3 additional ASW cameras monitoring traffic from the A339 to Kings, and a New SID in the village centre.
2. We are continuing to engage with EHDC and the Police to get a firm plan on how to address the issue of signage and reporting going forward. Hampshire highways have stated that they and they alone are responsible for signage.
3. We are continuing to work to get HCC, the Police Commissioner, Hampshire Ambulance and Fire Services to re-instate the Hampshire Road Safety initiative. The Hampshire Association of Local Councils unanimously approved a motion offering their support for the Road Safety Partnership.
4. We are now reporting liveried vehicle incidents to the vehicle owners. In November the Clerk has written to 3 companies, 2 with 2<sup>nd</sup> letters to the owners. A further 3 have referred to the police.
5. The Deputy Police and Crime Commissioner have not arranged a promised follow up meeting. Tony Costigan is chasing.
6. We continue to support the ASW cameras in EHDC are rolling out. Lately engaging with Lasham.
7. We continue acting as part of the Bentworth CSW group. **But Hampshire Police has not given permission for the group to operate in Beech.**
8. We need to look at how our villagers can report near misses and generally poor anti-social driving behaviour easily. Awaiting details of proposals from the BRSW to add this facility to our web site.
9. The Beech Road Safety Working Group has in conjunction with Hampshire Highways including their road safety team completed works on an on-road footway see below:



## 1. Number of offenses by frequent speedsters Travelling NE through the village as a %age of total offenses.

The table below shows the number of offenses by number of vehicles over the last 12 months in Beech. So, **4** vehicles accounted for 5% of offenses, **518** offenses in total. They comprised **0.3 %** of vehicles transversing the village. Just **284** vehicles accounted for half the speeding offenses over the last 12 months...

Number of Vehicles as a %age of Offenses YTD				
Dec-24				
No Off Vehicles	% of Total offenses	No of Offenses	% of all transits	
6	5%	660	0.4%	
15	10%	1391	0.8%	
43	20%	2707	1.6%	
68	25%	3426	2.0%	
114	33%	4437	2.6%	
284	50%	6674	3.9%	
3778	100%	13677	8.0%	
170986		4827	2.8%	SID Dec2024 YTD
94736		19511	20.6%	SID 2021 Dec 10 Mths
113683		23413	20.6%	Anualized 2021

Based on this data, if we can address 40-70 vehicles in each Hampshire village each year, we will have addressed 25% of the speedsters and most serious frequent offending speedsters in the district...

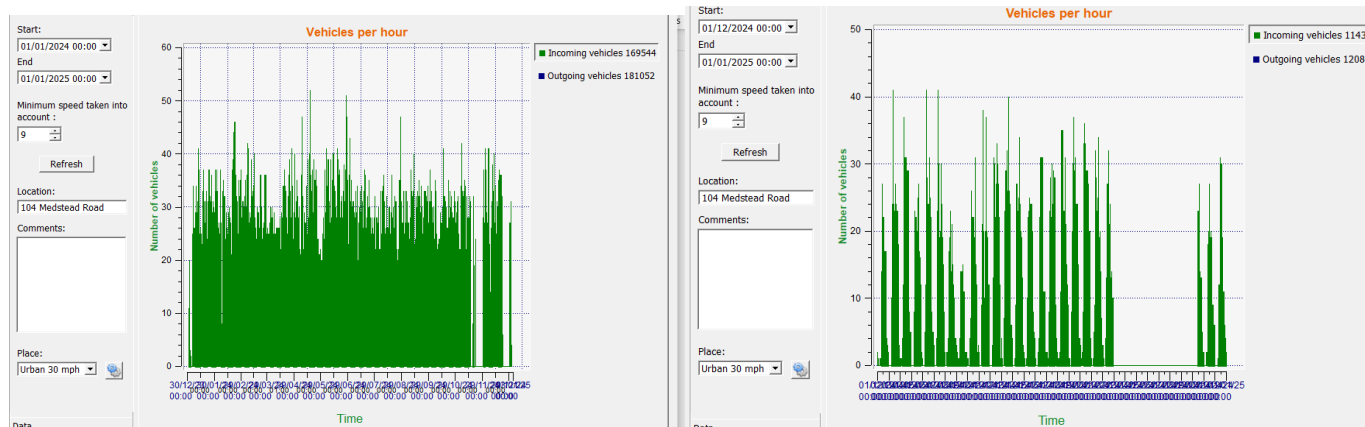
## 2. Number of vehicles.

Beech recorded 11435 vehicle incoming vehicles from SW @104 Medstead Rd between 1<sup>st</sup> and 31<sup>st</sup> of December 2024 well below the monthly average of fifteen and a half thousand a month. A total of 169,554 vehicles were recorded incoming in 2024.

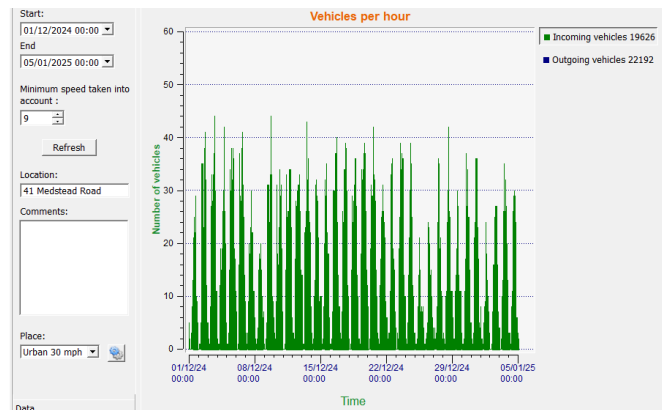
Beech Recorded 22192 vehicle incoming vehicles @41 Medstead Rd from NE between 1<sup>st</sup> and 31<sup>st</sup> of December 2024. Yearly figs not available.

### @104 Medstead Rd NE Direction

Beech recorded 22,192



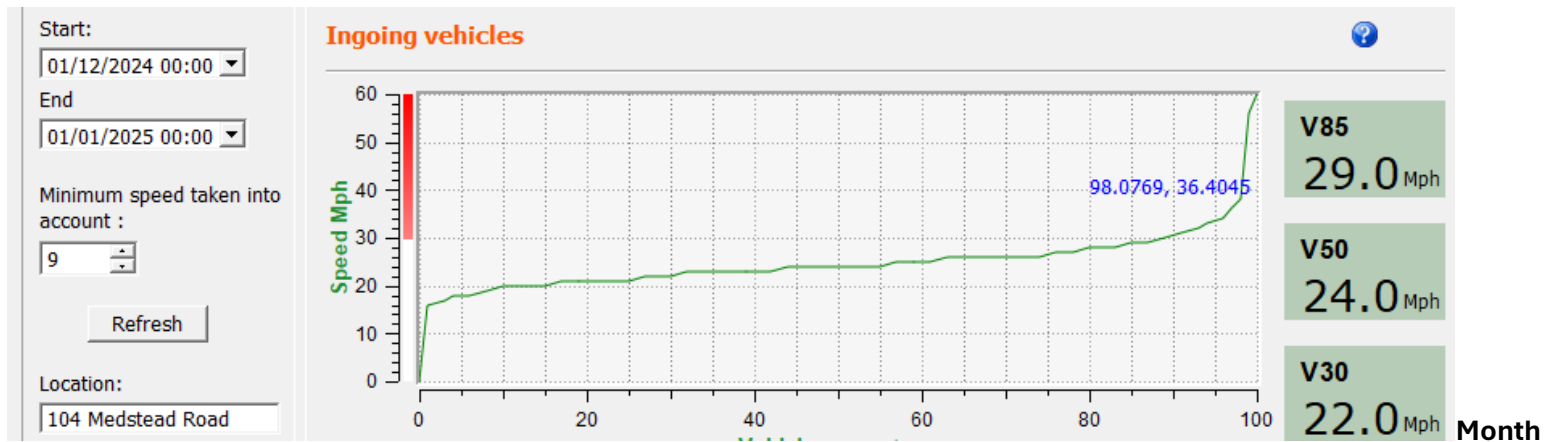
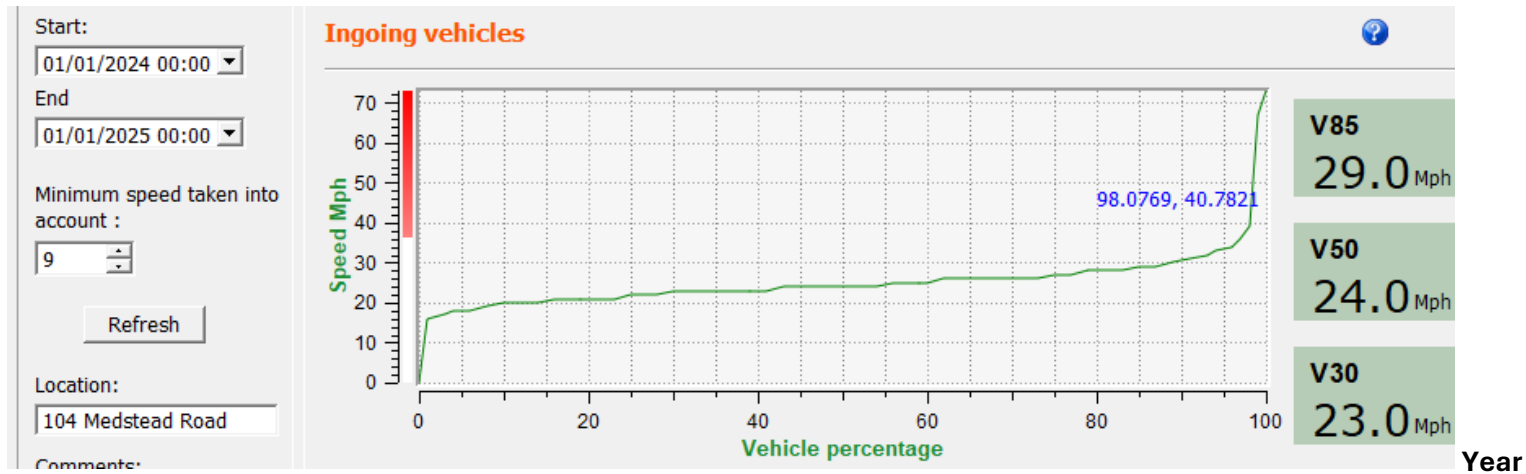
### @ 41 Medstead Road SW Direction



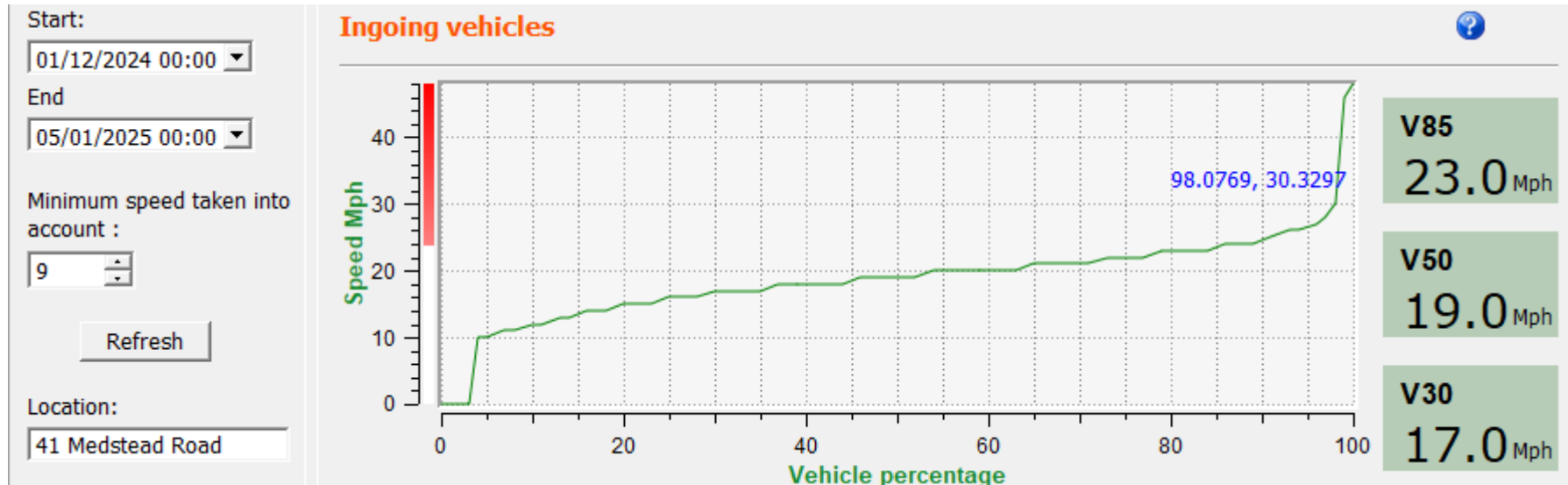
### 3. Percentile speeds NE direction (@104 Medstead Road)

Clearly the traffic direction managed with the SID and the ASW cameras shows a much better driver behaviour.

**Note the very small number who speed excessively ... less than 2%**



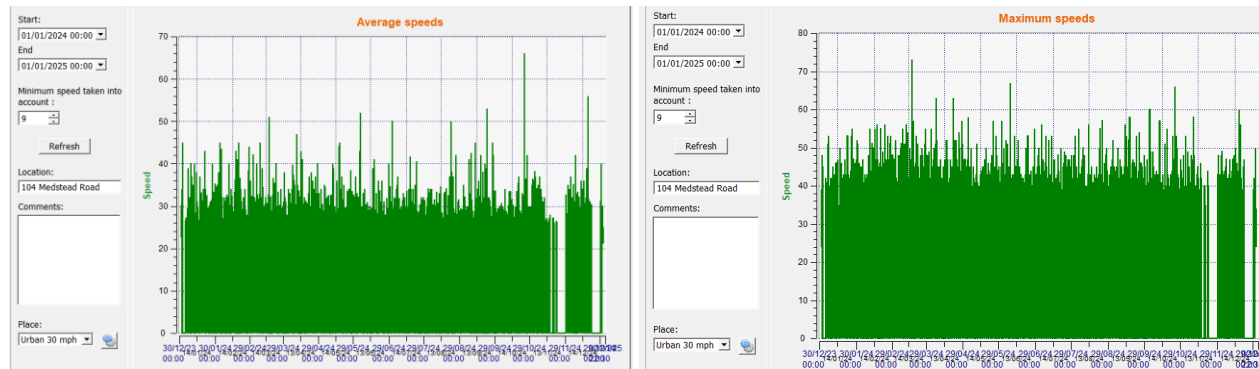
#### 4. Percentile speeds SW Direction (@ 41Medstead Road)



Total Year Figures not available.

## 5. Year 2024/ December Maximum and Average Speed as measured by the Speed Indicator Device. (@104 Medstead Rd)

Year



Month



*Apologies flu prevented battery change in Dec...*

The maximum incoming speed recorded in 2024 mid village was **73** mph. and **76** mph outgoing in a 30mph limit. Average speeds year 2024 incoming was **25.45**, and **27.89** outgoing. The December equivalent figures we max 60mph and 76 mph, averages 25.31 and 27.04 mph.

Strangely enough to fast to qualify for a 20-mph zone, given Hampshire Highway criteria that for a 20-mph zone the average speed must be 24 mph or less??? **However, we have satisfied that criterion by the Village Hall, and throughout the settlement policy boundary, see below.**

## 6. Worst Average Speed Offenders in December 2024,

Vehicles Exceeding Average Speed By Frequency - Dec 2024											
Ranking this Month	Ranking last Month out of 588	VRN	No of Times in Oct 2024	Zone	Highest Average Speed	MAX Error Margin (±mph)	Times Speeding >36 mph since 1/1/2024	Max speed recorded since 1/1/2024	Make	Model	Colour
1	191		2	Eastbound 106 Medstead Road to 7 Medstead Road	34.0	1	16	46	TOYOTA	HILUX	SILVER
2	50		1	Eastbound 106 Medstead Road to 7 Medstead Road	35.0	1	47	40	FORD	RANGER WILDTRAK E...	WHITE
3	111		1	Eastbound 106 Medstead Road to 7 Medstead Road	34.0	1	8	45	TOYOTA	YARIS	RED
4	512		1	Eastbound 106 Medstead Road to 7 Medstead Road	32.5	1	4	37	VAUXHALL	ASTRA	BLUE

After 1 month's data it appears that the on road footpath has had a significant effect on reducing Average speeds but with low sunlight the ASW camera availability make it difficult to be firm about that assumption.



## 7. Worst Average Speed Offenders in 2024

YTD to end March	Rank Lst Mth	Ranking	V R N	M a k e	Model	Colour	Highest Average Speed	Error Margin (±mph)	36 mph and above	40 mph and Above	Times Average Speeding since 01/7/23	Times seen speeding since 01/01/2024	Times seen speeding since 01/09/2024
LN66SSU	1	1		CITROEN	unknown	WHITE	49.0	1.0	Y	Y	20	1	0
KM67JYK	2	2		CITROEN	BERLINGO	SILVER	39.3	1.2	Y		17	0	0
NH56LVG	4	3		PEUGEOT	PARTNER	WHITE	39.4	1.3	Y		15	1	0
S333FMS	3	4		AUDI	Q7 SPORT 55 TFSI ...	BLACK	48.9	1.7	Y	Y	14	0	0
J29WAY	5	5		VOLKSWAGEN	TRANSPORTER	RED	39.6	1.2	Y		14	0	0
WJ64GJF	6	6		VAUXHALL	CORSA	BLACK	66.4	3.1	Y	Y	12	0	0
RO22YVP	7	7		CITROEN	C3	BLUE	39.4	1.3	Y		11	1	0
R799MMJ	8	8		NISSAN	NAVARA	WHITE	64.8	2.9	Y	Y	10	0	0
WA57ESM	9	9		NISSAN	X-TRAIL	SILVER	39.8	1.2	Y		9	2	0
HX68XNO	10	10		TOYOTA	HILUX	GREEN	40.0	1.1	Y	Y	8	0	0
KE02XTS	11	11		NISSAN	PATHFINDER	GREEN	40.6	1.0	Y	Y	8	0	0
BV11YXN	12	12		VOLKSWAGEN	TRANSPORTER T30 T...	WHITE	35.6	1.1			7	2	0
KN24TGF	14	13		VOLVO	XC90	BLACK	41.6	1.2	Y	Y	7	0	0
JH67JAY	13	14		MITSUBISHI	L200	BLACK	43.4	1.2	Y	Y	7	1	0
RJ66XCL	15	15		NISSAN	MICRA	BLUE	40.3	1.3	Y	Y	7	0	0
MJ18CJF	16	16		FORD	RANGER	BLUE	38.2	1.1	Y		7	1	0
DS11XKF	18	17		HYUNDAI	SANTA FE ULTIMATE...	SILVER	41.6	1.2	Y	Y	6	0	0
OE23HLU	19	18		MERCEDES-BENZ	CITAN	WHITE	57.4	1.5	Y	Y	6	0	0
FX18VZJ	17	19		MERCEDES-BENZ	B-CLASS	SILVER	58.1	2.4	Y	Y	6	0	0
AJ11KTO	21	20		TOYOTA	YARIS	SILVER	43.3	1.6	Y	Y	6	0	0
LN12XMB	23	21		LAND ROVER	DISCOVERY	GREY	40.4	1.1	Y	Y	6	0	0

## 8. Worst Single Point Offenders over the last month.

YTD Ranking	This Month Ranking	V R N	No of Times Speeding this mth	Max Speed This month	Make	Model	Colour	Dec 2024 No of times speeding	Year 2024 No of Times Speeding
201	1		11	41	TOYOTA	HILUX	SILVER	11	16
26	2		6	42	MINI	MINI	SILVER	6	61
27	3		5	44	FORD	RANGER	BLUE	5	58
426	4		4	54	PEUGEOT	PARTNER PROFESSIO...	WHITE	4	8
488	5		3	55	VOLKSWAGEN	ID4 MATCH PRO	WHITE	3	7
583	6		3	48	PEUGEOT	PARTNER	WHITE	3	6
326	7		3	42	VOLKSWAGEN	GOLF	SILVER	3	10
25	8		3	41	NISSAN	X-TRAIL	SILVER	3	61
34	9		3	40	FORD	RANGER WILDTRAK E...	WHITE	3	47
728	10		3	40	FORD	TRANSIT	WHITE	3	5
162	11		3	40	MERCEDES-BENZ	SPRINTER	WHITE	3	18
2	12		3	38	VOLKSWAGEN	GOLF	BLACK	3	125
40	13		3	37	MERCEDES-BENZ	A-CLASS	WHITE	3	45
421	14		2	61	RENAULT	TRAFIC	SILVER	2	8
379	15		2	53	VOLVO	V90 CROSS COUNTRY...	GREY	2	9
9	16		2	48	VOLKSWAGEN	TRANSPORTER T30 T...	WHITE	2	36
194	17		2	45	KIA	SPORTAGE	SILVER	2	38
1166	18		2	43	HYUNDAI	TUCSON ULTIMATE T...	BLUE	2	36
110	19		2	42	FORD	TRANSIT CUSTOM 30...	WHITE	2	40
289	20		2	40	RENAULT	TRAFIC	BLACK	2	39
152	21		2	40	LAND ROVER	DEFENDER XDYNAMIC...	BLACK	2	38
13	22		2	40	NISSAN	QASHQAI	BEIGE	2	38
643	23		2	38	AUDI	Q5 S LINE 40 TDI ...	BLUE	2	36
10	24		2	38	VOLKSWAGEN	T-ROC R-LINE TSI S-A	GREY	2	38
617	25		2	38	LAND ROVER	FREELANDER	GREY	2	38

## 9. Worst Single Point Offenders over the last 12 months

Last Mths Rank	This Mths Rank	V R N	Make	Model	Colour	Top Speed	DVLA Notes during the last 12 months	Times Seen speeding in the last 12 months	Times speeding in the Last Mth	Times speeding in the Last week	Times Seen speeding since Oct 1st 2024	Times Seen speeding since Jul 1st 2024	Average speeding No since Jul 01 23
1	1	HT	CITROEN	C3	BLUE	67	#N/A	143	1	0	4	44	16
2	2	X1	VOLKSWAGEN	GOLF	BLACK	65	0	125	3	1	10	57	0
5	3	DF	AUDI	A4	GREY	65	0	110	1	0	16	50	1
4	4	RK	AUDI	Q5 SLN ED1 45TFSI...	WHITE	67	0	101	0	0	3	30	0
3	5	RF	PEUGEOT	PARTNER	WHITE	54	0	98	1	0	1	4	18
6	6	E4	AUDI	Q7	GREY	45	0	97	1	0	5	32	5
7	7	RA	BMW	X4	WHITE	52	0	93	1	0	5	34	5
8	8	HY	CITROEN	unknown	WHITE	54	0	93	1	1	1	21	24
13	9	HC	VOLKSWAGEN	TRANSPORTER T30 T...	WHITE	59	0	90	2	0	11	50	12
17	10	RY	VOLKSWAGEN	T-ROC R-LINE TSI S-A	GREY	53	0	86	2	1	11	43	0
10	11	RX	TOYOTA	AURIS	BLUE	52	0	85	0	0	7	40	3
15	12	HF	CITROEN	DS3	WHITE	68	0	81	0	0	5	40	0
14	13	RK	NISSAN	QASHQAI	BEIGE	58	0	77	2	0	5	21	0
11	14	YX	CITROEN	BERLINGO	SILVER	52	0	77	0	0	0	25	22
21	15	E8	FORD	KUGA	GREY	47	0	72	0	0	9	32	7
16	16	BK	AUDI	Q7 SPORT 55 TFSI ...	BLACK	57	0	70	0	0	4	22	18
9	17	OY	NISSAN	INTERSTAR	WHITE	44	0	69	0	0	0	0	0
18	18	Y7	VOLKSWAGEN	GOLF	BEIGE	51	0	69	0	0	0	23	0
19	19	EA	MERCEDES-BENZ	B-CLASS	SILVER	54	0	68	0	0	5	22	9
23	20	RK	NISSAN	JUKE	RED	54	0	68	2	0	6	29	8
12	21	BH	CITROEN	SPACETOURER	GREY	53	0	65	0	0	8	9	2
22	22	FN	KIA	NIRO 2 EV	WHITE	51	0	65	0	0	2	18	0
24	23	YA	VAUXHALL	CORSA	BLACK	50	0	63	0	0	2	6	17
20	24	RE	FORD	TRANSIT CUSTOM 28...	GREY	56	0	62	0	0	0	17	0
32	25	WJ	NISSAN	X-TRAIL	SILVER	68	0	61	3	0	10	32	15
31	26	HJ	MINI	MINI	SILVER	62	0	61	6	0	10	24	6
26	27	TS	FORD	RANGER	BLUE	52	0	58	5	0	14	21	5
28	28	FJ	TOYOTA	VERSO	BLUE	52	0	56	2	0	6	24	6
36	29	S3	VOLKSWAGEN	TRANSPORTER	RED	45	0	55	0	0	7	42	18
25	30	DS	VOLVO	XC40	GREY	52	0	51	0	0	0	1	4
27	31	CX	VOLKSWAGEN	CARAVELLE	GREY	56	0	50	1	0	3	16	1

Speeding is a habit... a dangerously bad habit... it caused 400 deaths 30,000 seriously injured in 2023 in England and Wales ...

Police force area	Note	Killed	Seriously injured (unadjusted)	Seriously injured (adjusted) [note 2]	Killed or seriously injured (unadjusted)	Killed or seriously injured (adjusted) [note 2]
1 West Yorkshire		60	1,430	1,430	1,490	1,490
2 Hampshire		50	890	1,210	940	1,260
3 Sussex		40	1,010	1,010	1,050	1,050

Hampshire has an appalling record when it comes to road deaths...

## 10. Offenders by speed range Statistics

The ASW cameras are obviously more efficient in the summer as their power source is sun light. But the good news is that they continue to effective in controlling drivers who care about not speeding. Regrettably, as can be seen from the average speed offenses trend line, persistent speedsters are still persistent, but we are making progress ...

10 Mths Prior to ASW camera intro 2021 Westcotec	NE Direction HCC Trial 14 days	EVOCOM SID SPEED mph	12 Months Ending											
			31/01/24	29/02/24	31/03/24	30/04/24	31/05/24	30/06/24	31/07/24	31/08/24	30/09/24	31/10/24	30/11/24	31/12/24
No of Vehicles	No of Vehicles													
19511		<30	159010	163930	164863	165253	165489	164258	163771	164081	162902	162279	157374	153139
		30-35	15665	15947	15685	15420	15229	14836	14518	14143	13838	13761	13605	13020
	290	36-40	4743	4800	4658	4583	4555	4483	4298	4141	4033	3929	3803	3661
	95	41-50	1389	1429	1394	1339	1287	1249	1238	1205	1187	1145	1109	1075
	7	>50	141	146	151	147	138	128	118	110	103	99	99	91
94736	1055	Total Vehicles	180948	186252	186751	186742	186698	184954	183943	183680	182108	181213	175990	170986
		>35	6273	6375	6203	6069	5980	5860	5654	5456	5323	5173	5011	4827
20.6%	37.2%	% of Drivers Offending > 35	3.47%	3.42%	3.32%	3.25%	3.20%	3.17%	3.07%	2.97%	2.92%	2.85%	2.82%	2.85%
		Total ASW Detected YTD	14945	14703	15901	16074	16009	16515	17635	18176	18638	18631	14031	14115
		Average no per ASW camera	4982	4901	5300	5358	5336	5505	5878	6059	6213	6210	4677	4705
		% - ASW Detected	79.41%	76.88%	85.45%	88.28%	89.24%	93.94%	103.97%	111.05%	116.71%	120.05%	96.89%	93.89%

*2100 in 3750 offenders have just offended once in the last 12 months... that's almost 60%.*

## 11. Commercial Vehicles written to in December 2024

No Contacts this month	VRN				Date Detected	Company		Offenses since this notification	Offense last 12 months in Beech	Previous #Notifications
1	HN12UYG	RENAULT	TRAFIC	BLACK	03/12/2024	MW Property Service	admin@mwprop	1	11	1
2	BT70OAZ	FORD	TRANSIT CUSTOM 30...	WHITE	05/12/2024	Golden Hammer Roofing	charlie@goldenhan	1	22	4
3	EJ15YLH	TOYOTA	HILUX	SILVER	17/12/2024	Millar Vets, The Well House, Herriard Park, Herriard, Wellhouse		10	16	1
4	CF21LDK	CITROEN	BERLINGO 1000 DRI...	Grey	09/12/2024	Enterprise Rental	+44 1420 542002	2	4	0
5	OV20JFU	MERCEDE	SPRINTER	WHITE	17/12/2024	DPD	execdesk.admin@c	3	17	2
6	T50DMO	FORD	RANGER	BLUE	20/12/2024	Bodgit and Legit	info@bodgitandleg	8	58	3
7	LN70RFJ	MERCEDES-BE	SPRINTER 314 PROG...	YELLOW	25/11/2024	DHL pressestelle@dhl.com	ir@dhl.com	2	23	4
8	RF19YXM	PEUGEOT	PARTNER	WHITE	21/12/2024	Golden Hammer	charlie@goldenhan	0	98	2
9	SC14FWX	RENAULT	TRAFIC	SILVER	18/12/2024	Iconic	service@squeeg.ee	0	8	2