

Beech Parish Council

July 2025 Beech Parish ASW Report

In Beech we are fortunate to have 6 AutoSpeedWatch Cameras monitoring traffic. The cameras give us invaluable intelligence about speeding traffic through our village.

Our sincere thanks for the volunteers who verify the camera images.

Together with our 'Evocom' Speed Indicator Devices we now monitor the effectiveness of the signage and identify the most frequent offenders.

Our Challenge is how to address these offenders and stop their anti-social behaviour. Despite our success in addressing the volume of offenses down 85% over the last 2 years, leaving us with 3% of regular speedsters in Beech, we continue to work diligently to address the issue of a few drivers who behave totally anti-socially by abusing the road through our village.

This report gives a monthly update of the intelligence we have gathered.

Over 1 million speeders retrained!

From THEYWORKFORYOU.COM

[Diana R. Johnson The Minister of State, Home Department](#)

The [Home Office](#) collects and publishes information on the number of speed limit offences that resulted in 'driver retraining', as part of its annual 'Police Powers and Procedures: Roads policing' statistical release. The latest data is available here [Police powers and procedures: Roads policing, to December 2023 - GOV.UK](#) and covers the calendar year ending December 2023.



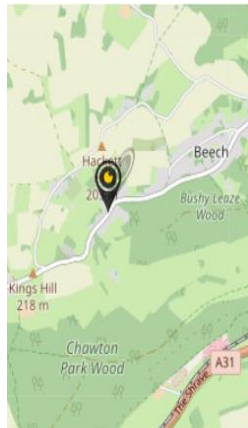
In 2022, there were 1,355,293 speed limit offences that resulted in driver retraining. In 2023, there were 1,495,462 speed limit offences that resulted in driver retraining.

Data for 2024 is due to be published in late 2025.

Regrettably these are one off offenders ASW allows to track frequent offenders it would be good if the police considered using this data to address the really problem drivers. We can but hope.

Actions this month:


1. Hampshire Police are investigating how best to use the ASW data we provide, but despite support from our local police force and our MP we received no feedback.
2. We are continuing to work to get HCC, the Police Commissioner, Hampshire Ambulance and Fire Services to re-instate the Hampshire Road Safety initiative. The Hampshire Association of Local Councils unanimously approved a motion offering their support for the Road Safety Partnership.
3. Our Local Police support our efforts. Our local “Bobby” has agreed to visit 1 repeat offender a month.
4. We are now reporting liveried vehicle incidents to the vehicle owners.
5. We continue to support the ASW cameras in EHDC are rolling out.
6. We continue acting as part of the Bentworth CSW group. But **Hampshire Police has not given permission for the group to operate in Beech, because the road is too dangerous.**
7. The Beech Road Safety Working Group has in conjunction with Hampshire Highways completed works on an on-road footway see below:



Accident in Beech June 2025

Thankfully no fatalities but none the less another serious crash.

See image below



How the driver of the upside-down vehicle escaped with minor injuries and just a brief visit to Basingstoke Hospital we will never know. The vehicle he collided with was driven by a mum with 3 children in the car. Fortunately, they did not even have a scratch.

GDPR restrictions do not allow us to mention whether the vehicles shown were frequent speedsters or not. The crash occurred in an area where the Parish Council has been allowed to create a footpath in the wood alongside the road. Regrettably the Forestry Commission does not allow us to do the same in the 1 mile stretch where Forestry land borders our through road (Maintenance costs were sighted as the reason?).

Everywhere we face obstacles to improving safety on the roads through Beech.

1. Number of offenses by frequent speedsters Travelling NE through the village as a %age of total offenses.

The table below shows the number of offenses by number of vehicles over the last 12 months in Beech. So, **9** vehicles accounted for 5% of offenses, **846** offenses in total. They comprised **0.04 %** of vehicles transversing the village. Just **400** vehicles accounted for half the speeding offenses over the last 12 months...

Number of Vehicles as a %age of Offenses YTD					
No Off Speedsters	% of Total offenses	No of ASW Offenses	% of all transits	Jul-25	
9	5%	846	0.47%		
23	10%	1871	1.03%		
63	20%	3658	2.01%		
97	25%	4689	2.58%		
160	33%	6172	3.40%		
380	50%	9189	5.05%		
5344	100%	18675	10.27%		
No of Vehicles		No of Offenses	%age offending		
181783		4984	2.74%	SID Jul 2025 YTD	
94736		19511	20.60%	SID 2021 Dec 10 Mths	

Based on this data, if we can address just 100 vehicles in each East Hampshire village each year, we will have addressed 25% of the speedsters and more importantly we would address the most serious frequent offending speedsters in the district... **That could be achieved in just 10 letters a month per village...**

2. Most Frequent Single Point Offenders – July 2025

Ranking YTD	R a n k i n g	V R N	M a k e	Model	Colour	Times Seen speeding in JUL 2025	Top Speed this Month	Times speeding NEB since July 2024
4	1	Hidden to comply with GDPR Regs.	VOLVO	XC60	GREY	49	51	100
1	2		FORD	RANGER	BLUE	42	48	166
6	3		VOLVO	XC60	WHITE	41	53	91
24	4		VOLVO	V90 CROSS COUNTRY	GREY	29	55	54
66	5		FORD	FOCUS	SILVER	24	47	28
64	6		BMW	X4	WHITE	24	44	28
13	7		LAND ROVER	DISCOVERY	GREY	23	51	71
9	8		VOLKSWAGEN	TRANSPORTER	RED	22	42	75
53	9		FORD	FIESTA SPORT TURB.	BLUE	20	42	32
21	10		FORD	FIESTA	BLACK	19	41	57

The Top 4 Frequent speedsters this month are regular speedsters through the village month in month out.

3. TOP Vehicles Exceeding Average Speed by Frequency – July 2025

Zone	Speed	Date	Time (From)	Time (To)	VRM	Make	Model	Colour	Average Speed	Error Margin (±mph)	Min Avg Speed	36 mph and above	40 mph and Above	No of Offences
Beech SWB2	30	26/07/2025	09:37:08	09:38:10	Hidden to comply with GDPR Regs.	VOLVO	XC60	WHITE	40.7	1.2	39.5	Y		18
Eastbound 66 Kings Hill to 106 Medstead Road	30	17/07/2025	18:45:20	18:46:30		VOLVO	XC60	WHITE	38.6	1.1	37.5	Y		18
Eastbound 106 Medstead Road to 7 Medstead Road v2	30	16/07/2025	08:41:48	08:42:50		VOLVO	XC60	WHITE	35.1	1.1	34			18
Eastbound 106 Medstead Road to 7 Medstead Road v2	30	15/07/2025	18:49:19	18:50:20		VOLVO	XC60	WHITE	35.1	1.1	34			18
Eastbound 66 Kings Hill to 7 Medstead Road	30	07/07/2025	17:31:07	17:33:10		VOLVO	XC60	WHITE	38.4	0.6	37.8	Y		18
Eastbound 106 Medstead Road to 7 Medstead Road v2	30	31/07/2025	17:48:53	17:49:50		FORD	RANGER	BLUE	36.8	1.2	35.6			15
Eastbound 106 Medstead Road to 7 Medstead Road v2	30	29/07/2025	11:51:23	11:52:20		FORD	RANGER	BLUE	35.1	1.1	34			15
Eastbound 66 Kings Hill to 7 Medstead Road	30	29/07/2025	11:50:17	11:52:20		FORD	RANGER	BLUE	38.1	0.6	37.5	Y		15
Eastbound 106 Medstead Road to 7 Medstead Road v2	30	01/07/2025	16:23:06	16:24:10		FORD	RANGER	BLUE	33	1	32			15
Eastbound 106 Medstead Road to 7 Medstead Road v2	30	24/07/2025	06:22:12	06:23:00		VOLVO	XC60	GREY	40.9	1.4	39.5	Y		10
Eastbound 106 Medstead Road to 7 Medstead Road v2	30	18/07/2025	06:21:26	06:22:20		VOLVO	XC60	GREY	37.5	1.3	36.2	Y		10
Eastbound 66 Kings Hill to 106 Medstead Road	30	18/07/2025	06:20:10	06:21:20		VOLVO	XC60	GREY	35.6	1	34.6			10
Eastbound 66 Kings Hill to 106 Medstead Road	30	11/07/2025	20:23:51	20:24:50		VOLVO	XC60	GREY	41.6	1.3	40.3	Y	Y	10
Eastbound 106 Medstead Road to 7 Medstead Road v2	30	11/07/2025	16:08:13	16:09:20		VOLVO	XC60	GREY	33	1	32			10
Eastbound 66 Kings Hill to 106 Medstead Road	30	23/07/2025	08:16:00	08:17:10		VOLKSWAGEN	TRANSPORTER	RED	35.1	0.9	34.2			9
Eastbound 106 Medstead Road to 7 Medstead Road v2	30	19/07/2025	14:19:56	14:20:50		VOLKSWAGEN	TRANSPORTER	RED	35.1	1.1	34			9
Eastbound 66 Kings Hill to 7 Medstead Road	30	19/07/2025	14:18:45	14:20:50		VOLKSWAGEN	TRANSPORTER	RED	36.7	0.6	36.1	Y		9
Eastbound 106 Medstead Road to 7 Medstead Road v2	30	08/07/2025	07:54:12	07:55:10		VOLKSWAGEN	TRANSPORTER	RED	34.5	1	33.5			9
Eastbound 106 Medstead Road to 7 Medstead Road v2	30	22/07/2025	18:47:21	18:48:20		MAZDA	CX-80 EXC	GREY	33	1	32			8

- The distances for Average Speeds have been measured using a surveyor's measuring wheel and verified by GPS, the smaller of the 2 distances taken for the calculation.
- Timing is internet timing individual devices timings are compared to the central data base internet time any readings that are out by more than 1% are discarded.

AVERAGE SPEED infringements have increased significantly this month. A better road surface June be contributory to this. Vehicles breaking the average speed limit of 30 mph are also frequent speedsters!

4. Commercial Liveried Vehicles frequent offenders in Beech July 2025

The parish council has authorised the clerk to write to frequently offending commercial vehicles identified by their livery. To date we have written to 68 vehicle owners. There have been 5 new commercial vehicles in July which have recorded for the first time more than 5 offences in Beech in the last 12 months. Clerk has written 5 first letters to the relevant vehicle owners. The Parish Council has received no feedback on those reported to the Police keep speeding??

We have received no feedback from the police on whether they took any further action on reported vehicles.

	No Contacts this month	Date Last Detected	VRN	Make	Model	Company	Contact	Offences since this date last detected	Offences last month in Beech	Offences since last reported	Offense last 12 months in Beech	P r e v i o u s #	R e p o r t e d #	Type of contact
July	1	31/07/2025	T50DMO	FORD	RANGER	BLUE	Bodgit and Legit	info@bodgitandlegit.co.uk	0	63	63	178	10	Police Notified
ytd -68	2	29/06/2025	BT70OAZ	FORD	RANGER	BLUE	Golden Hammer Roofing	charlie@goldenhammerroofing.co.uk	29	29	28	85	9	Police Notified
Companies	3	31/07/2025	BR05SFR	FORD	TRANSIT	BLACK	Secure Roof Fixing	info@securefixroofing.co.uk	0	18	18	72	8	Police Notified **
	4	18/07/2025	NV66VPE	FORD	TRANSIT	WHITE	Richard Elphee Garden Services	richardthegardener@yahoo.co.uk	0	3	3	25	0	Clerk e-mail ltr 1
	5	30/06/2025	KP25SZC	PEUGEOT	EXPERT PROFESSION...	RED	Royal Mail	customerservice@your.royalmail.com	13	13	13	24	2	Police Notified
	6	30/06/2025	DV62SXR	FORD	TRANSIT	WHITE	Edmunds and Son	07946 413308	7	7	7	19	7	Police Notified
	7	21/07/2025	CU23MLO	FIAT	DUCATO 35 BUSINES...	WHITE	DPD	evcdesk.admin@dpdgroup.co.uk	0	6	6	23	1	Clerk e-mail ltr 2
	8	30/06/2025	LN70RFJ	MERCEDE	SPRINTER 314 PROG...	YELLOW	DHL pressestelle@dhl.com	ir@dhl.com	3	3	3	16	7	Police Notified
	9	21/07/2025	YS24DJD	FORD	TRANSIT 460 TREND...	SILVER	Petes Airline	bookings@petesairlink.co.uk	0	6	0	6	0	Clerk e-mail ltr 1
	10	31/07/2025	GD16HJX	VOLKSWA	TRANSPORTER	WHITE	Country Barns	info@countrybarns.co.uk	0	8	0	11	0	Clerk e-mail ltr 1
	11	03/07/2025	YM22ZCX	FORD	TRANSIT CUSTOM 28...	GREY	Williams	quotes@williamsplbg.co.uk	0	4	0	7	0	Clerk e-mail ltr 1
	12	19/07/2025	BK72PHF	NISSAN	PRIMASTAR TEKNA D...	GREY	Messenger & Sons Ltd	office@messengerandsons.co.uk	0	4	0	6	0	Clerk e-mail ltr 1

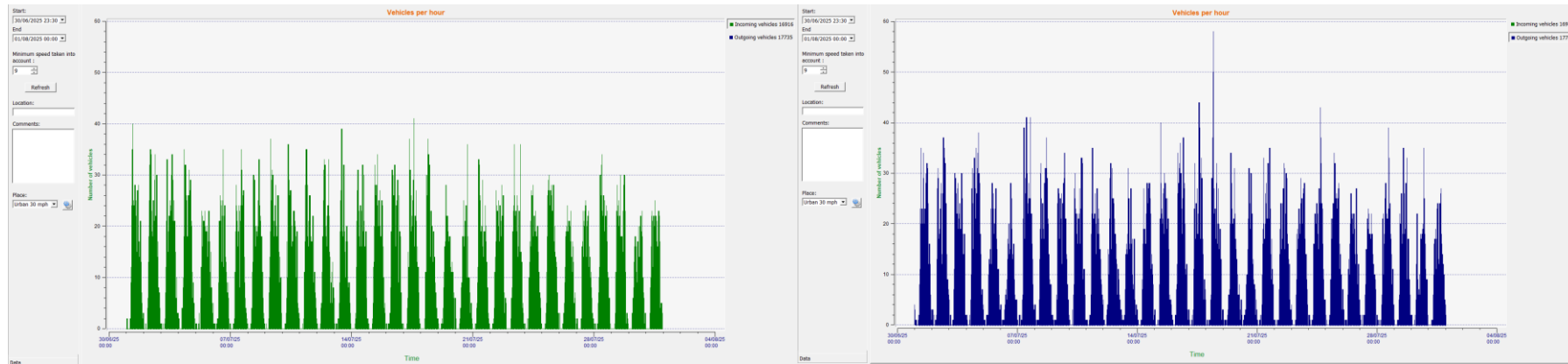
Note: As opposed to Private unmarked vehicles, commercial vehicles with livery are not protected from publication under the GDPR legislation.

This month 12 Liveried Vehicles were detected in Beech, 6 were previously notified to the police. Reviewing the number of offences re the vehicles that were notified to the police, it sadly appears that the police take no action based on the information provided.

In total the Parish council has written to 68 companies since the scheme was implemented, clearly the letters are having a positive effect on speeding offenses in Beech, as we see relatively few that re-offend.

5. Number of vehicles travelling through Beech between 1st and 31st of July 2025.

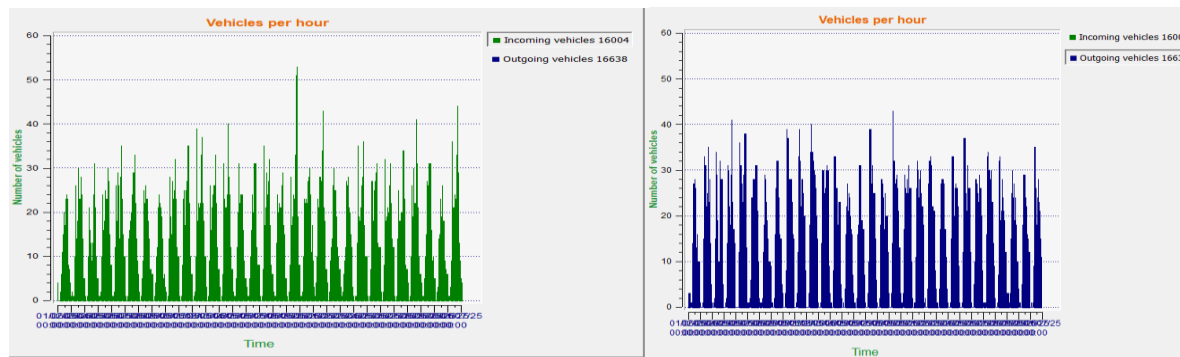
Recorded @104 Medstead Rd Mid Village



NE Direction 16916

SW Direction 17735

Recorded @ 41 Medstead Road Village Centre



SW Direction 16004

NE Direction 16638

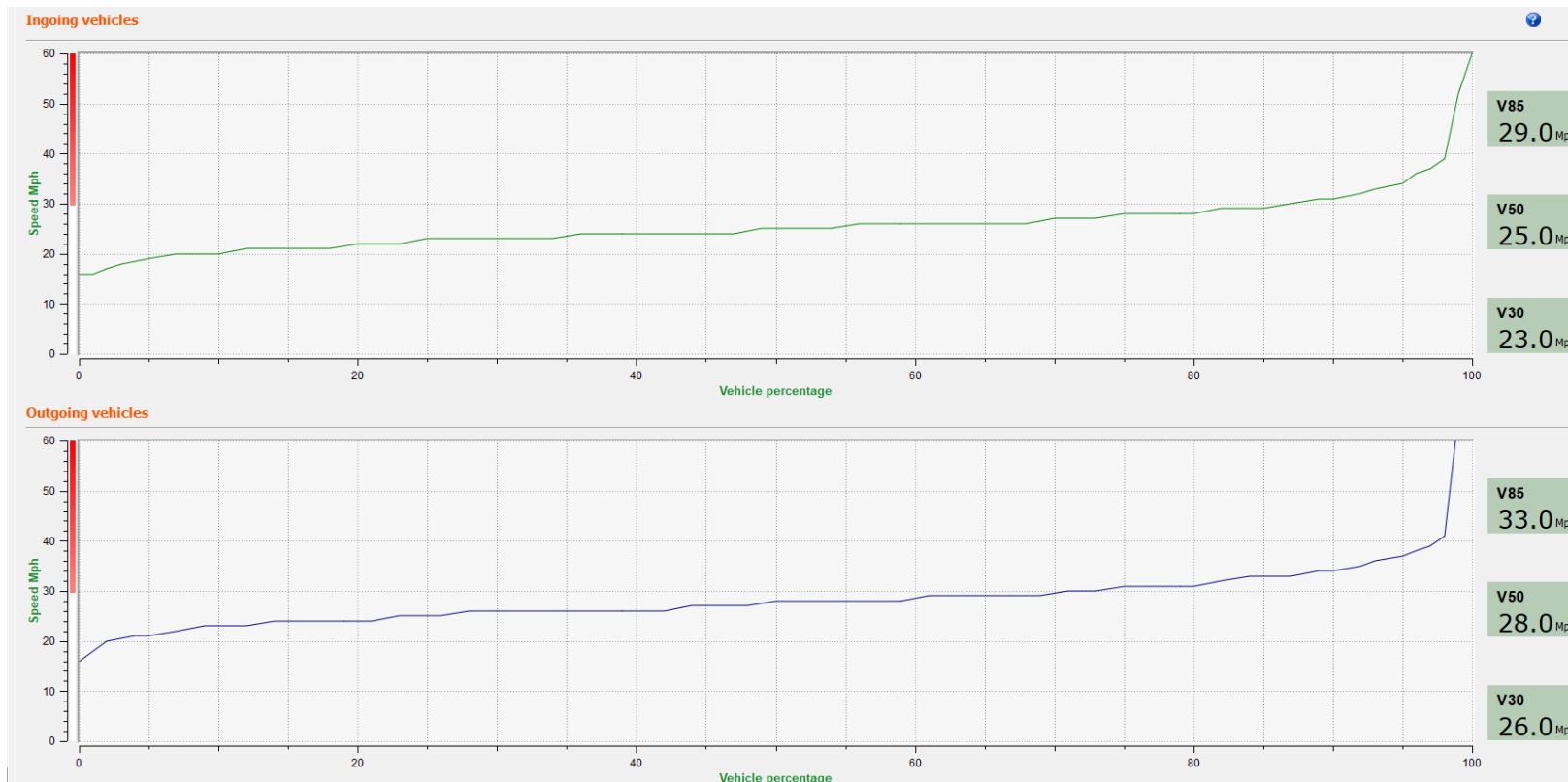
Now Road works on the A31 are completed Traffic dropped back to around 16000 vehicles per month in each direction.

6. Percentile speeds (recorded @104 Medstead Road) July 2025

Clearly the traffic direction managed with the SID and the ASW cameras shows a much better driver behaviour.

V85 means the speed below which 85% of Vehicles are moving, V50 50% of vehicles and V30 30%.

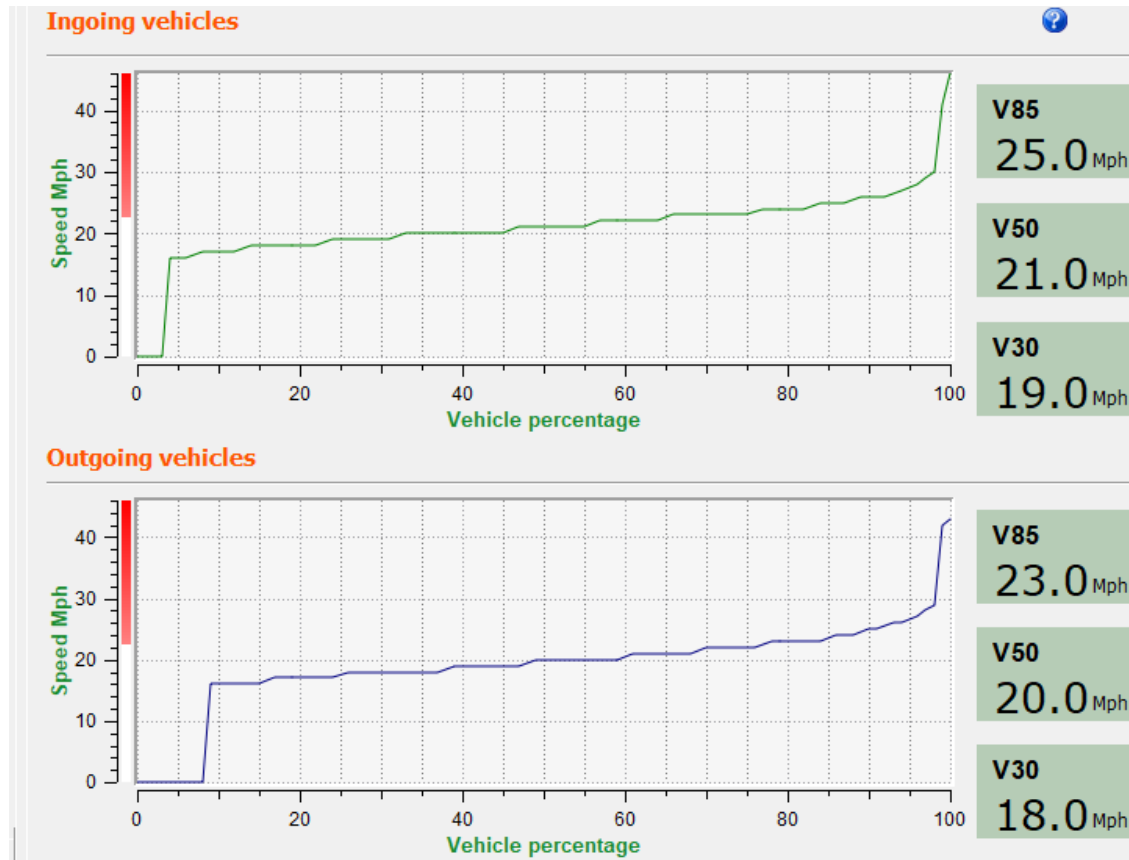
Note the very small number who speed excessively ... consistently this represents less than 2%



Incoming vehicles are those moving towards the village centre. The speed limit is the same in both directions for a further 1 mile.

The V85 Percentile speed has crept up by 1% this month in the NE direction.

7. Percentile speeds (recorded @ 41Medstead Road) July 2025



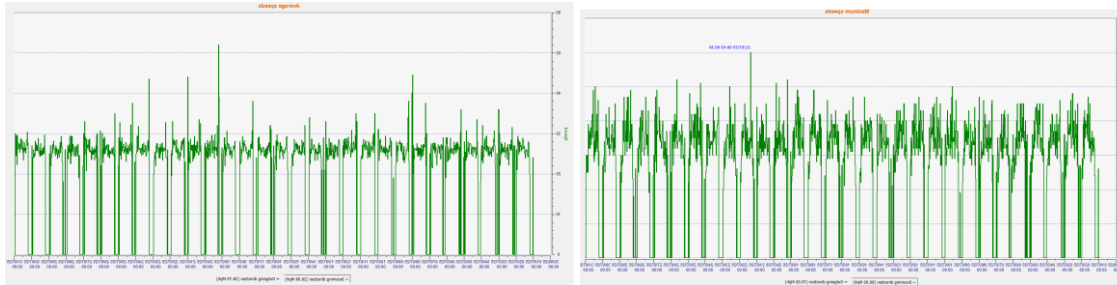
Percentile speeds are slightly up from July.

The V85 Percentile speed has crept up a little this month.

8. Averaged and Maximum Speeds as measured by the Speed Indicator Devise 2025 July

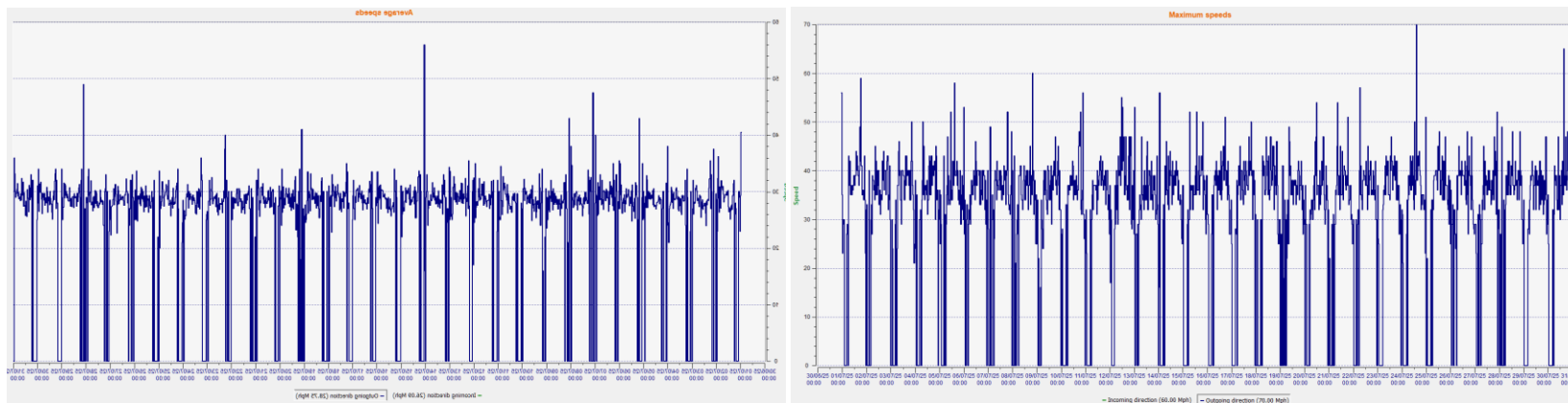
a. Recorded @104 Medstead Rd

NE Bound



The July Averaged speed was 26.09 mph the same as the previous month, and the Maximum was 60.00 mph!

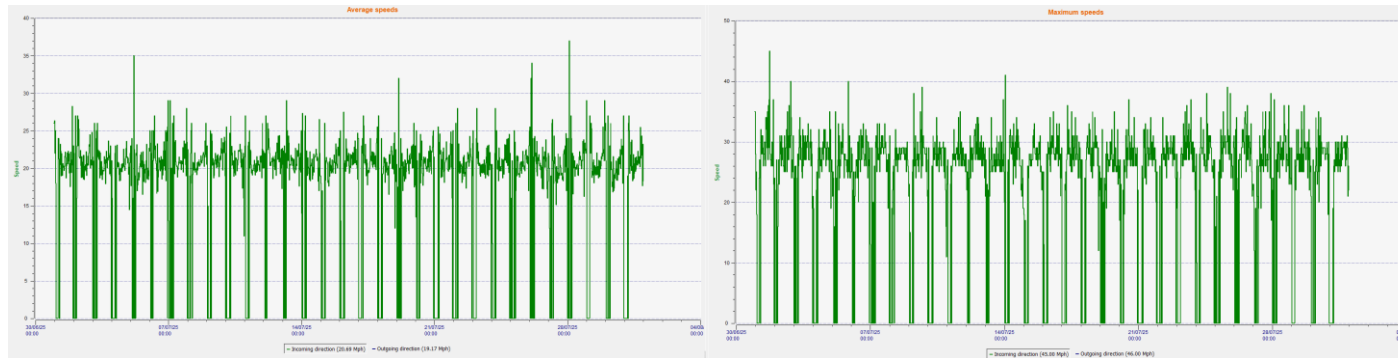
SW Bound



The July Averaged speed was 28.7 mph up 0.3mph from the previous month slowly creeping up through the year, and the Maximum was 70.00 mph the limit on the devise!

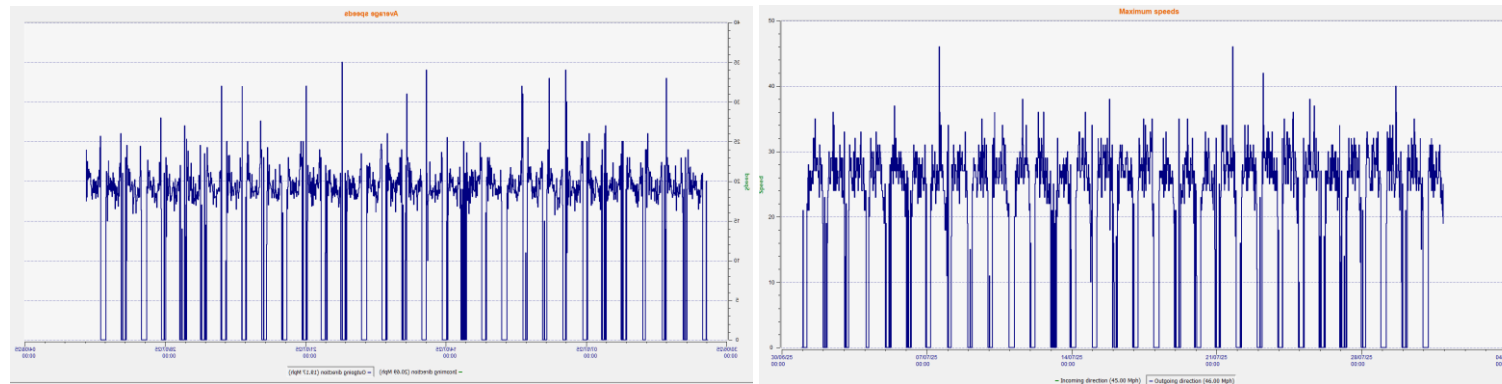
9. Averaged and Maximum Speeds as measured by the Speed Indicator Device July 2025. Recorded @41 Medstead Rd

NE Bound



The July averaged speed was 20.69 mph a decrease from the previous month, and the Maximum was 45.00 mph consistent with the previous month.

SW Bound



The July Averaged speed was 19.17 mph, a significant decrease compared to the previous month, and the Maximum was 46.00 mph.

10. Worst Average Speed Offenders in the Last 12 Months

Vehicles Exceeding Average Speed By Frequency - July 2025														
Ranking last Month	Ranking this Month	No of Offenses in June 2024	VRN	Make	Model	Vehicle Colour	Highest Average Speed	MAX Error Margin (Å±mph)	M e 7 d E s M a t e s e d t a s b d t o e u R a n o d d a d R 1 o 0 t a v 6 o d 2	K i n g s M E e a H d s i s s t l t t b l e o a o l a c h h R d R 1 o 6 0 a 6 6 d	K i n M E e a s s t H t e e c c h S S W W B B t W o B			
54	1	18	Hidden to comply with GDPR Regs.	VOLVO	XC60	WHITE	44.3	1.4	8	4	5	0	1	0
11	2	15		FORD	RANGER	BLUE	42.2	1.3	8	4	3	0	0	0
#N/A	3	10		VOLVO	XC60	GREY	41.6	1.4	5	3	2	0	0	0
2	4	9		VOLKSWAGEN	TRANSPORTER	RED	38.6	1.1	4	4	1	0	0	0
#N/A	5	8		MAZDA	CX-80 EXCLUSIVE-L...	GREY	39.2	1.1	4	2	2	0	0	0
#N/A	6	7		FORD	FOCUS	SILVER	39.5	1.4	7	0	0	0	0	0
152	7	6		VOLKSWAGEN	GOLF	BLUE	36.5	1.1	4	1	1	0	0	0
#N/A	8	5		MINI	COUNTRYMAN	BRONZE	35.1	1.1	5	0	0	0	0	0
#N/A	9	5		PEUGEOT	308	BLUE	38.1	1.3	4	1	0	0	0	0
4	10	5		NISSAN	X-TRAIL	SILVER	40.3	1.1	2	1	2	0	0	0
#N/A	11	4		RENAULT	CLIO	SILVER	45.0	1.4	1	2	1	0	0	0
5	12	4		MERCEDES-BENZ	B-CLASS	SILVER	37.5	1.3	1	1	2	0	0	0
#N/A	13	4		BMW	3 SERIES	WHITE	37.0	1	1	2	1	0	0	0

Average speed recordings are significantly up. Possible road surface improvements have contributed to that.

11. Worst Single Point Offenders NEB over the last 12 months

Last Mths Rank	This Mths Rank	V R N	M a k e	Model	Colour	Top Speed	DVLA Notes during the last 12 months	Times Seen speeding in the last 12 months	Times speeding in the Last Mth	Times speeding in the Last week	Times Seen speeding since Nov 1st 2024	Times Seen speeding since Jan1st 2025
1	1	T50DMO	Hidden to comply with GDPR Regs.	RANGER	BLUE	54	0	166	42	19	158	146
2	2	X1TMF		GOLF	BLACK	52	0	125	12	3	84	79
3	3	RX15XFY		AURIS	BLUE	63	0	116	17	6	91	90
30	4	KY67FTZ		XC60	GREY	50	0	100	49	11	100	100
4	5	WG11HBC		X-TRAIL	SILVER	52	0	95	16	7	79	71
26	6	PK60FFB		XC60	WHITE	66	0	91	41	2	91	91
8	7	EA68PXL		B-CLASS	SILVER	56	0	77	8	0	66	66
7	8	HJ08NLY		MINI	SILVER	62	0	76	3	0	69	60
12	9	S333FMS		TRANSPORTER	RED	47	0	75	22	0	53	48
16	10	HK74ERV		COOPER S EXCLUSIV...	GREEN	51	0	74	10	1	74	72

Speeding is a habit... a dangerously bad habit... it caused 1500 deaths almost 30,000 seriously injures in 2024 in England and Wales ...

Police force area	Note	Killed	Seriously injured (unadjusted)	Seriously injured (adjusted) [note 2]	Killed or seriously injured (unadjusted)	Killed or seriously injured (adjusted) [note 2]
1 West Yorkshire		60	1,430	1,430	1,490	1,490
2 Hampshire		50	890	1,210	940	1,260
3 Sussex		40	1,010	1,010	1,050	1,050

Hampshire has an appalling record when it comes to road deaths...

Good to see that some Persistent regulars have dropped out of the Top 10 Chart, but those dropping in do have a persistent record going back 12 months!

The top 10 speedsters average a maximum speed recorded of 58mph! Those that have offended just once have a maximum average speed recorded of 40 mph!

[illegible]

3146 out of 5344 offending vehicles have offended just the once in the last 12 months

Bendable: *Community Speed Watch* more likely catches one of the 3625 and likely misses the