

Beech Parish Council

May 2025 Beech Parish ASW Report

In Beech we are fortunate to have 6 AutoSpeedWatch Cameras monitoring traffic. The cameras give us invaluable intelligence about speeding traffic through our village.

Our sincere thanks for the volunteers who verify the camera images.

Together with our 'Evocom' Speed Indicator Devices we now monitor the effectiveness of the signage and identify the most frequent offenders. Our Challenge is how to address these offenders and stop their anti-social behaviour. Despite our success in addressing the volume of offenses down 85% over the last 2 years, we continue to work diligently to address the issue of a few drivers who behave totally anti-socially by abusing the road through our village.

This report gives a monthly update of the intelligence we have gathered.

Over 1 million speeders retrained!

From THEYWORKFORYOU.COM

[Diana R. Johnson The Minister of State, Home Department](#)

The [Home Office](#) collects and publishes information on the number of speed limit offences that resulted in 'driver retraining', as part of its annual 'Police Powers and Procedures: Roads policing' statistical release. The latest data is available here [Police powers and procedures: Roads policing, to December 2023 - GOV.UK](#) and covers the calendar year ending December 2023.

In 2022, there were 1,355,293 speed limit offences that resulted in driver retraining. In 2023, there were 1,495,462 speed limit offences that resulted in driver retraining.

Data for 2024 is due to be published in late 2025.

Regrettably these are one off offenders ASW allows to track frequent offenders it would be good if the police considered using this data to address the really problem drivers. We can but hope.

Actions this month:

1. Hampshire Police are investigating how best to use the ASW data we provide, but despite support from our local police force and our MP we received no feedback.
2. We are continuing to work to get HCC, the Police Commissioner, Hampshire Ambulance and Fire Services to re-instate the Hampshire Road Safety initiative. The Hampshire Association of Local Councils unanimously approved a motion offering their support for the Road Safety Partnership.
3. We are now reporting liveried vehicle incidents to the vehicle owners.
4. We continue to support the ASW cameras in EHDC are rolling out.
5. We continue acting as part of the Bentworth CSW group. **But Hampshire Police has not given permission for the group to operate in Beech.**
6. The Beech Road Safety Working Group has in conjunction with Hampshire Highways completed works on an on-road footway see below:



1. Number of offenses by frequent speedsters Travelling NE through the village as a %age of total offenses.

The table below shows the number of offenses by number of vehicles over the last 12 months in Beech. So, **6** vehicles accounted for 5% of offenses, **601** offenses in total. They comprised **0.04 %** of vehicles transversing the village. Just **300** vehicles accounted for half the speeding offenses over the last 12 months...

Number of Vehicles as a %age of Offenses YTD				
Apr-25				
No Off Speedsters	% of Total offenses	No of Offenses	% of all transits	
9	5%	806	0.51%	
24	10%	1459	0.92%	
76	20%	2947	1.87%	
117	25%	3743	2.37%	
210	33%	5106	3.23%	
1267	50%	10666	6.75%	
4752	100%	14873	9.42%	
157949		4799	3.04%	SID Apr 2025 YTD
94736		19511	20.60%	SID 2021 Dec 10 Mths
113683		23413	20.60%	Anualized 2021

Based on this data, if we can address just 117 vehicles in each Hampshire village each year, we will have addressed 25% of the speedsters and most serious frequent offending speedsters in the district... **That would be 10 letters a month...**

2. Most Frequent Single Point Offenders – May 2025

Ranking YTD	n g	n N	Make	Model	Colour	in Apr 2025	Top Speed this Month	since May 2024
18	1		MINI	COOPER S EXCLUSIV.	GREEN	18	43	37
36	2		TOYOTA	AURIS	BLUE	16	42	22
15	3		FORD	TRANSIT	BLACK	13	56	49
1	4		LAND ROVER	DISCOVERY	GREY	13	54	118
71	5		FORD	FIESTA	BLACK	13	49	17
2	6		VOLKSWAGEN	GOLF	BLACK	11	50	85
75	7		MERCEDES-BENZ	B-CLASS	SILVER	10	51	16
124	8		RENAULT	unknown	RED	10	43	10
10	9		MAZDA	MX-5	RED	10	46	66
73	10		MINI	COOPER S	BLACK	8	38	16
12	11		JAGUAR	F-TYPE	GREEN	8	40	57
8	12		CITROEN	C3	WHITE	8	42	73
9	13		AUDI	A4	GREY	7	44	72
60	14		LAND ROVER	DISCOVERY SPORT D	SILVER	7	40	18
104	15		FORD	RANGER	SILVER	7	39	13
98	16		FORD	RANGER	BLUE	7	42	14
57	17		CITROEN	DS3	WHITE	7	54	19
101	18		LAND ROVER	DEFENDER	WHITE	6	43	13
68	19		LAND ROVER	DEFENDER HSE D MF	GREY	6	44	17
3	20		LAND ROVER	RANGE ROVER HSE D	GREEN	6	46	82

3. Most Frequent Average Speed Offenders – May 2025

Vehicles Exceeding Average Speed by Frequency

Ranking this Month	VRN	No of Times in Apr 2025	Zone	Highest Average Speed	MAX Error Margin (±mph)	Times Speeding >36 mph since 1/6/2024	Make	Model	Vehicle Colour
1		2	Eastbound 66 Kings Hill to 106 Medstead Road	48.1	1.6	4	PEUGEOT	EXPERT	SILVER
2		2	Eastbound 66 Kings Hill to 106 Medstead Road	47.2	1.5	37	MINI	COOPER S EXCLUSIV...	GREEN
3		2	Eastbound 66 Kings Hill to 106 Medstead Road	43.6	1.4	13	VOLVO	XC90	GREY
4		2	Eastbound 66 Kings Hill to 106 Medstead Road	43.6	1.4	3	VAUXHALL	ZAFIRA	SILVER
5		2	Eastbound 66 Kings Hill to 106 Medstead Road	42.9	1.3	6	SUZUKI	JIMNY	WHITE
6		2	Eastbound 66 Kings Hill to 106 Medstead Road	42.2	1.2	18	MAZDA	MX-5	RED
7		2	Eastbound 66 Kings Hill to 106 Medstead Road	41.6	1.2	3	LAND ROVER	RANGE ROVER EVOQUE	WHITE
8		2	Eastbound 66 Kings Hill to 106 Medstead Road	41.6	1.2	16	FORD	TRANSIT 350 LEADE...	WHITE
9		2	Eastbound 66 Kings Hill to 106 Medstead Road	40.4	1.1	9	LAND ROVER	RANGE ROVER	GREY
10		2	Eastbound 66 Kings Hill to 106 Medstead Road	39.3	1.1	7	VOLVO	XC90	BLACK
11		2	Eastbound 106 Medstead Road to 7 Medstead Road	37.5	1.3	9	VOLVO	XC60	GREY
12		2	Eastbound 106 Medstead Road to 7 Medstead Road	35.0	1	13	MINI	COOPER S	BLACK
13		2	Eastbound 106 Medstead Road to 7 Medstead Road	33.5	1	73	MERCEDES-BENZ	B-CLASS	SILVER
14		1	Eastbound 66 Kings Hill to 106 Medstead Road	42.2	1.2	2	LAND ROVER	RANGE ROVER SV D ...	BLACK
15		1	Eastbound 66 Kings Hill to 106 Medstead Road	41.0	1.2	6	MITSUBISHI	L200	BLACK
16		1	Eastbound 66 Kings Hill to 7 Medstead Road	39.6	0.6	7	VAUXHALL	ASTRA	SILVER
17		1	Eastbound 66 Kings Hill to 106 Medstead Road	39.3	1.1	2	CITROEN	BERLINGO	SILVER
18		1	Eastbound 66 Kings Hill to 106 Medstead Road	38.1	1.3	2	LAND ROVER	FREELANDER	SILVER
19		1	Eastbound 66 Kings Hill to 7 Medstead Road	37.2	0.5	15	MINI	MINI	BLACK

4. Commercial Vehicles frequent offenders notified to the Police May 2025

The parish council has authorised the clerk to write to frequently offending commercial vehicles identified by their livery. To date we have written to 57 vehicle owners. There has been 1 new commercial vehicle in March which have recorded for the first time more than 10 offenses in Beech in the last 12 months. Clerk has written 1 second letters to vehicle whose owner was previously notified of speeding and subsequently speeded a further 5 times.

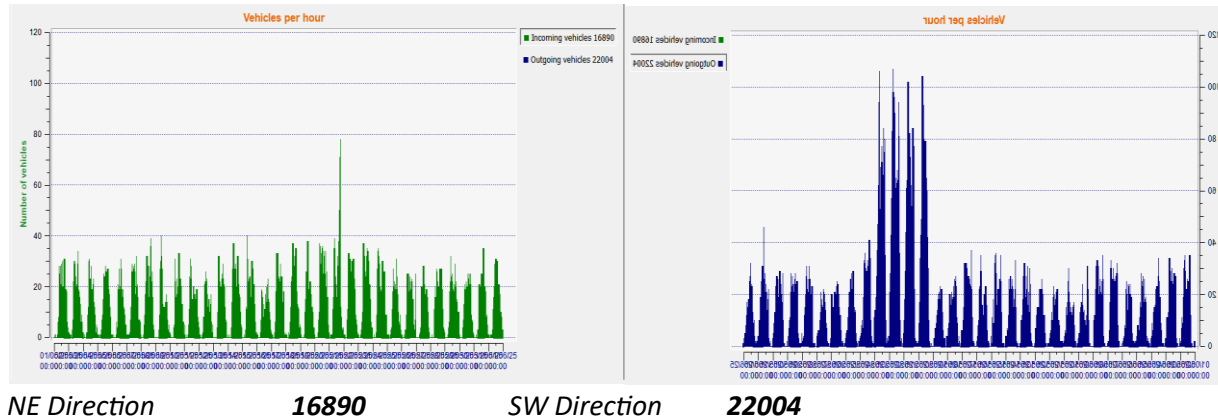
We have received no feedback from the police on whether they took any further action on reported vehicles.

May	1	18/05/2025	12:51:00	T50DMO	FORD	RANGER	BLUE	Bodgit and Legit	info@bodgitandlegit.co.uk	6	12	43	63	11	Police Notified Nov
	2	18/05/2025	13:34:36	HX68XNO	MERCEDES-BE	CITAN	WHITE	HWM	enquiries@hwmgroup.co.uk	0	1	1	16	2	Clerk e-mail tr 1 Sept
	3	20/05/2025	13:32:35	BT70OAZ	FORD	TRANSIT CUSTOM 30...	WHITE	Golden Hammer Roofing	charlie@goldenhammerroofing.co.uk	2	8	15	35	9	Police Notified Nov
	4	22/05/2025	13:21:10	BR05SFR	FORD	TRANSIT	BLACK	Secure Roof Fixing	info@securefixroofing.co.uk	0	12	26	47	6	Police Notified MAR
	5	22/05/2025	13:29:46	DV62SXR	FORD	TRANSIT	WHITE	Edmunds and Son	07946 413308	0	1	3	14	5	Clerk e-mail tr 2 Apr
	6	24/05/2025	06:05:29	T50DMO	FORD	RANGER	BLUE	Bodgit and Legit	info@bodgitandlegit.co.uk	3	8	13	63	11	Police Notified Nov
	7	25/05/2025	12:40:42	T50DMO	FORD	RANGER	BLUE	Bodgit and Legit	info@bodgitandlegit.co.uk	2	11	13	63	11	Police Notified Nov
	8	25/05/2025	13:52:35	BT70OAZ	FORD	TRANSIT CUSTOM 30...	WHITE	Golden Hammer Roofing	charlie@goldenhammerroofing.co.uk	0	3	8	35	9	Police Notified Nov
	9	25/05/2025	18:36:16	BT70OAZ	FORD	TRANSIT CUSTOM 30...	WHITE	Golden Hammer Roofing	charlie@goldenhammerroofing.co.uk	0	12	8	35	9	Police Notified Nov
	10	26/05/2025	12:27:14	T50DMO	FORD	RANGER	BLUE	Bodgit and Legit	info@bodgitandlegit.co.uk	1	12	13	63	11	Police Notified Nov
	11	27/05/2025	07:05:00	FL24EOX	VAUXHALL	VIVARO F3100 PRIM...	GREY	Vivid Homes	transport@vividhomes.co.uk	0	8	2	10	3	Police Notified Jun 25

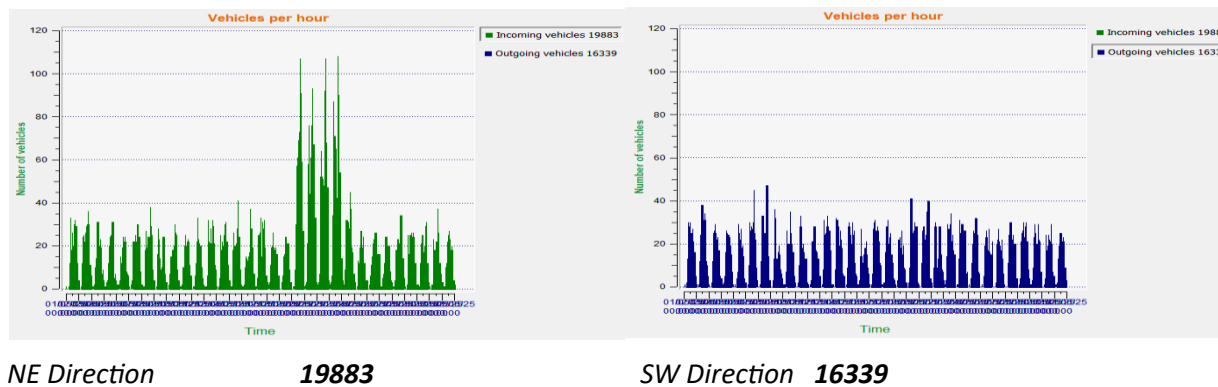
Note: As opposed to Private unmarked vehicles, commercial vehicles with livery are not protected from publication under the GDPR legislation.

5. Number of vehicles travelling through Beech between 1st and 31st of May 2025.

Recorded @104 Medstead Rd Mid Village



Recorded @ 41 Medstead Road Village Centre



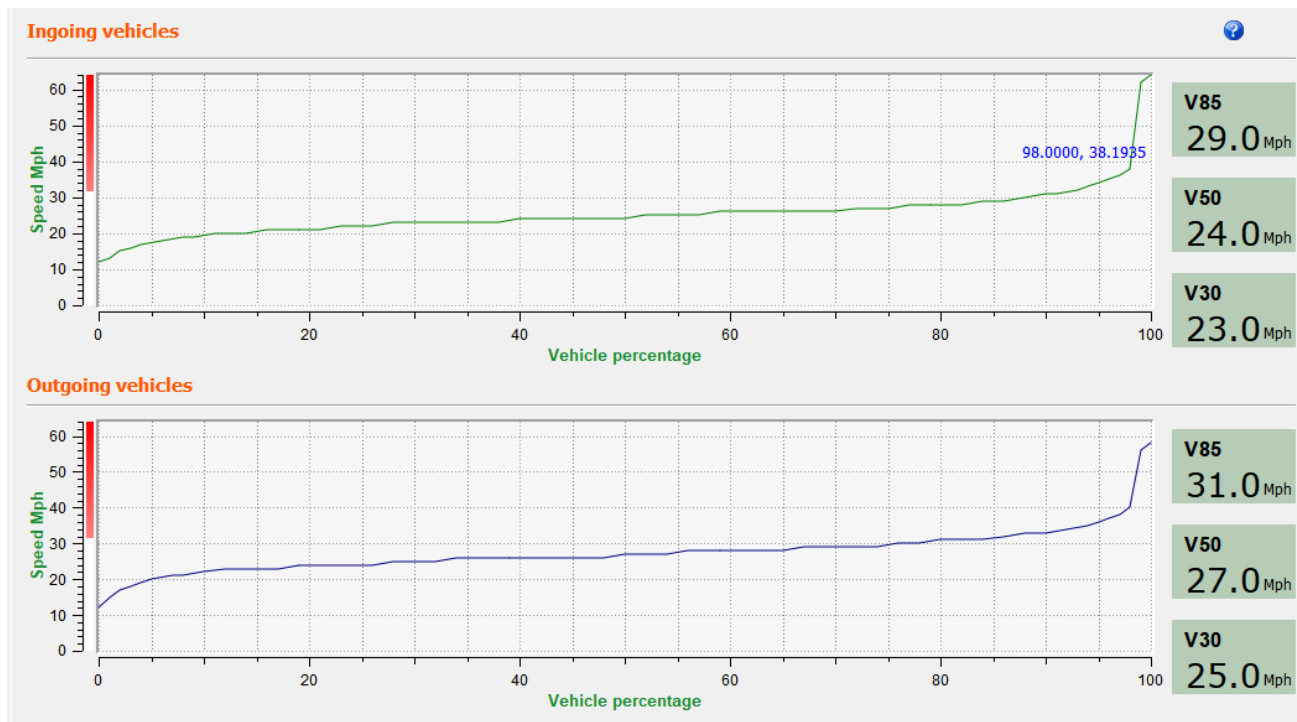
The significant increase in traffic in May was likely to be due to road works on the A31.

6. Percentile speeds (recorded @104 Medstead Road) May 2025

Clearly the traffic direction managed with the SID and the ASW cameras shows a much better driver behaviour.

V85 means the speed below which 85% of Vehicles are moving, V50 50% of vehicles and V30 30%.

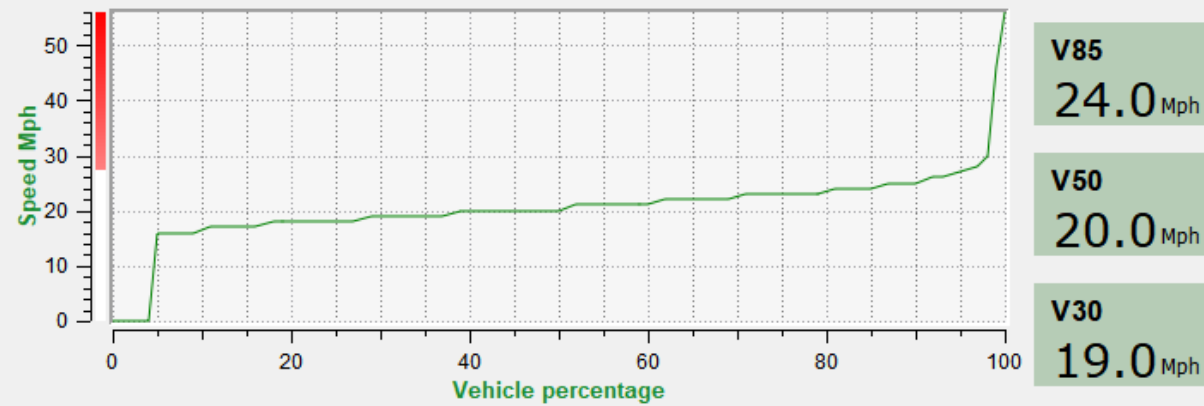
Note the very small number who speed excessively ... less than 2%



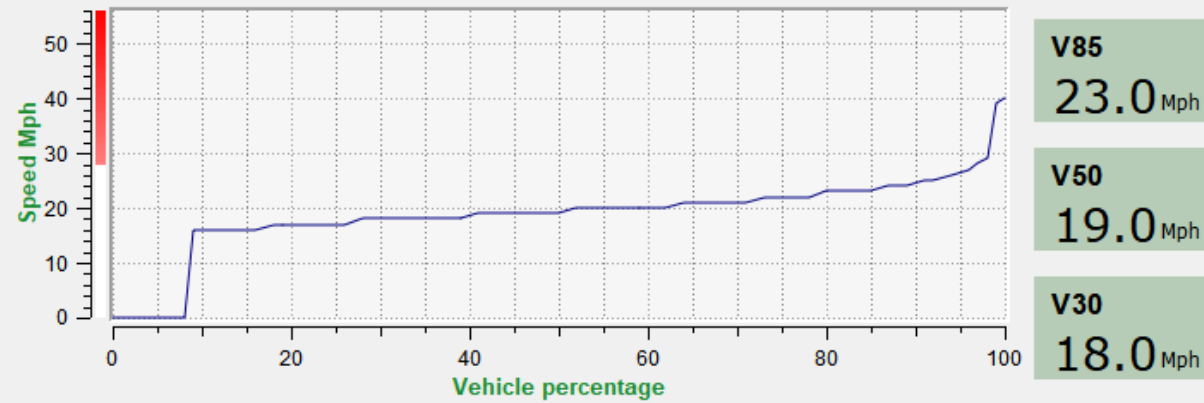
Incoming vehicles are those moving towards the village centre. The speed limit is the same in both directions for a further 1 mile.

7. Percentile speeds (recorded @ 41Medstead Road) May 2025

Ingoing vehicles



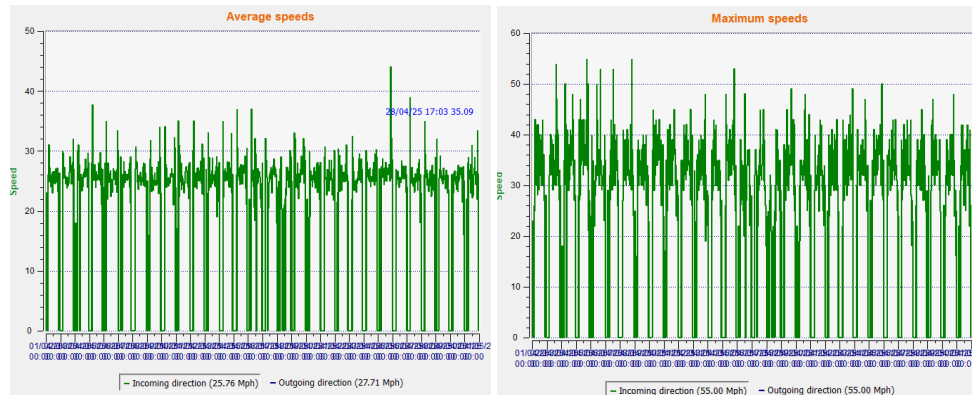
Outgoing vehicles



8. Average and Maximum Speed as measured by the Speed Indicator Device 2025 May.

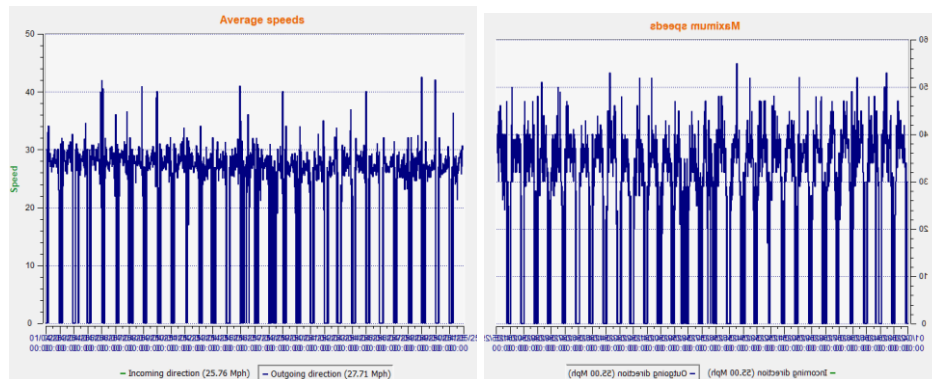
a. Recorded @104 Medstead Rd

NE Bound



The March averages speed was 25.76 mph slightly up from March, and the Maximum was 55.00 mph 2 mph slower than March.

SW Bound

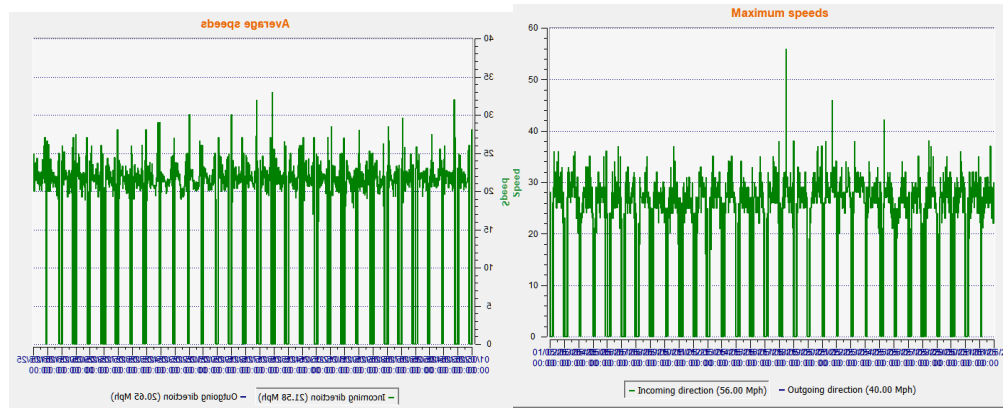


The March Average speed was 27.71 mph slightly down from March, and the Maximum was 55.00 mph 10 miles less than March!

9. Average and Maximum Speed as measured by the Speed Indicator Device May 2025.

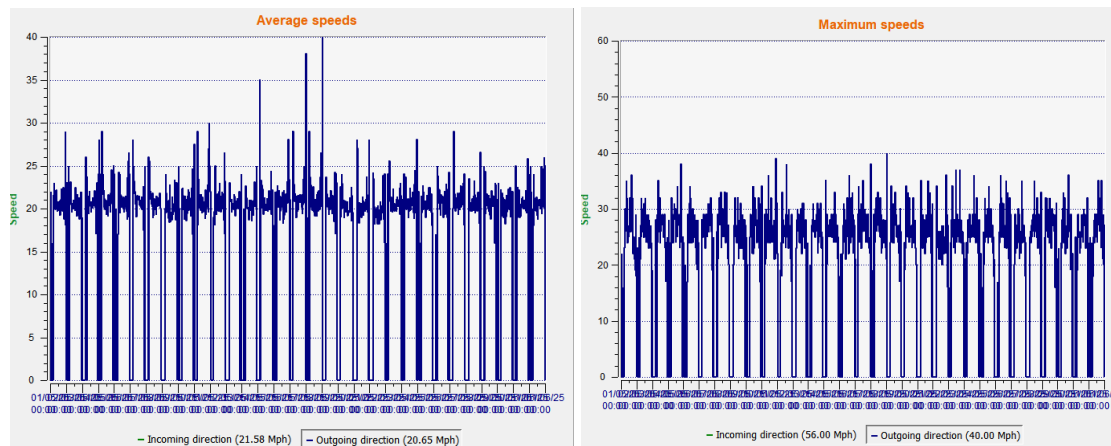
b. Recorded @41 Medstead Rd

NE Bound



The May average speed was 21.58 mph a 1-mph increase from April, and the Maximum was 56.00 mph a 11-mph increase from April

SW Bound



The March Average speed was 20.65 mph, a 2-mph increase compared to April and the Maximum was 40.00 mph a 6mph decrease...

10. Worst Average Speed Offenders in the Last 12 Months

Ranking	V R N	M a k e	Model	Colour	Highest Average Speed	Error Margin (Â±mph)	36 mph and above	40 mph and Above	Times Average Speeding since 01/3/24	Times Average Speeding since 01/12/24
1		CITROEN	C3	WHITE	49.0	1.0	Y	Y	22	2
2		CITROEN	BERLINGO	SILVER	39.3	1.2	Y		20	0
3		VOLKSWAGEN	TRANSPORTER	RED	39.8	1.2	Y		20	2
4		PEUGEOT	PARTNER	WHITE	39.4	1.3	Y		12	0
5		AUDI	Q7 SPORT 55 TFSI ...	BLACK	48.9	1.7	Y	Y	16	0
6		VAUXHALL	CORSA	BLACK	66.4	3.1	Y	Y	12	0
7		CITROEN	C3	BLUE	39.4	1.3	Y		13	0
8		NISSAN	NAVARA	WHITE	64.8	2.9	Y	Y	14	0
9		NISSAN	X-TRAIL	SILVER	39.8	1.2	Y		15	0
10		NISSAN	PATHFINDER	GREEN	41.6	1.2	Y	Y	15	1
11		TOYOTA	HILUX	GREEN	40.0	1.1	Y	Y	5	0
12		MERCEDES-BENZ	B-CLASS	SILVER	58.1	2.4	Y	Y	17	8
13		VOLKSWAGEN	TRANSPORTER T30 T...	WHITE	35.6	1.1			11	0
14		LAND ROVER	DISCOVERY	GREEN	47.2	1.5	Y	Y	12	6
15		VOLVO	XC90	BLACK	41.6	1.2	Y	Y	10	2
16		NISSAN	QASHQAI	BLACK	47.2	1.5	Y	Y	10	6
17		MITSUBISHI	L200	BLACK	43.4	1.2	Y	Y	11	0
18		MINI	MINI	SILVER	60.6	2.5	Y	Y	11	5
19		NISSAN	MICRA	BLUE	40.3	1.3	Y	Y	8	1
20		FORD	RANGER	BLUE	38.2	1.1	Y		9	0

11. Worst Single Point Offenders over the last 12 months

Last Mths Rank	This Mths Rank	V R N	M a k e	Model	Colour	Top Speed	DVLA Notes during the last 12 months	Times Seen speeding in the last 12 months	Times speeding in the Last Mth	Times speeding in the Last week	Times Seen speeding since Oct 1st 2024	Times Seen speeding since Jan 1st 2025	Average speeding No since Jul 01 23
1	1		VOLKSWAGEN	GOLF	BLACK	62	0	118	13	7	41	36	0
6	2		TOYOTA	AURIS	BLUE	65	0	85	9	0	36	35	5
2	3		AUDI	A4	GREY	63	0	82	5	1	32	27	1
3	4		CITROEN	C3	BLUE	62	0	80	9	5	20	19	16
4	5		VOLKSWAGEN	T-ROC R-LINE TSI S-A	GREY	55	0	77	3	2	24	20	0
5	6		VOLKSWAGEN	TRANSPORTER T30 T...	WHITE	66	0	77	4	1	12	7	12
7	7		BMW	X4	WHITE	54	0	76	5	3	21	20	5
11	8		MERCEDES-BENZ	B-CLASS	SILVER	54	0	73	8	1	34	34	17
8	9		CITROEN	DS3	WHITE	52	0	72	7	4	19	19	0
18	10		FORD	RANGER	BLUE	54	0	66	10	4	45	35	5
15	11		FORD	KUGA	GREY	52	0	58	4	1	25	19	8
12	12		CITROEN	C3	WHITE	55	0	57	7	6	16	15	26
27	13		NISSAN	X-TRAIL	SILVER	52	0	56	5	3	28	20	15
9	14		MINI	MINI	SILVER	61	0	55	1	0	37	29	11
24	15		VOLKSWAGEN	TRANSPORTER	RED	63	0	51	0	0	11	6	20
16	16		NISSAN	JUKE	RED	66	0	50	4	1	17	15	9
23	17		FORD	TRANSIT	BLACK	69	0	49	13	0	32	31	5
14	18		AUDI	Q7 SPORT 55 TFSI ...	BLACK	49	0	49	2	0	11	10	18
26	19		NISSAN	QASHQAI	SILVER	48	0	49	5	2	16	15	11
13	20		AUDI	Q7	GREY	63	0	48	0	0	10	7	5

Speeding is a habit... a dangerously bad habit... it caused 400 deaths 30,000 seriously injured in 2023 in England and Wales ...

Police force area	Note	Killed	Seriously injured (unadjusted)	Seriously injured (adjusted) [note 2]	Killed or seriously injured (unadjusted)	Killed or seriously injured (adjusted) [note 2]
1 West Yorkshire		60	1,430	1,430	1,490	1,490
2 Hampshire		50	890	1,210	940	1,260
3 Sussex		40	1,010	1,010	1,050	1,050

Hampshire has an appalling record when it comes to road deaths...

11. Offenders by speed range - 12 months Statistics

The solar powered ASW cameras are obviously more efficient in the summer. But the good news is that they continue to effective in controlling drivers who care about not speeding. Regrettably, persistent speedsters who are also the fastest drivers remain persistent, but we are making progress ...

10 Mths Prior to ASW camera intro	NE Direction HCC Trial 14 days	EVOCOM SID SPEED mph	12 Months Ending													
2021 Westcotec			30/04/24	31/05/24	30/06/24	31/07/24	31/08/24	30/09/24	31/10/24	30/11/24	31/12/24	31/01/25	28/02/25	31/03/25	30/04/25	31/05/25
No of Vehicles	No of Vehicles															
19511		<30	165253	165489	164258	163771	164081	162902	162279	157374	153139	147868	147942	140842	157947	161296
		30-35	15420	15229	14836	14518	14143	13838	13761	13605	13020	12617	12189	12078	12291	13748
	290	36-40	4583	4555	4483	4298	4141	4033	3929	3803	3661	3511	3364	3302	3304	3687
	95	41-50	1339	1287	1249	1238	1205	1187	1145	1109	1075	1038	967	937	935	1037
	7	>50	147	138	128	118	110	103	99	99	91	87	81	73	68	75
94736	1055	Total Vehicles	186742	186698	184954	183943	183680	182108	181213	175990	170986	165121	164543	157232	174545	179843
		>35	6069	5980	5860	5654	5456	5323	5173	5011	4827	4636	4412	4312	4307	4799
20.6%	37.2%	% of Drivers Offending > 35	3.25%	3.20%	3.17%	3.07%	2.97%	2.92%	2.85%	2.85%	2.82%	2.81%	2.68%	2.74%	2.47%	2.67%
		Total ASW Detected YTD	16074	16009	16515	17635	18176	18638	18631	15227	14115	14115	14115	16799	16062	15165
		Average no per ASW camera	5358	5336	5505	5878	6059	6213	6210	5076	4705	4705	4705	5600	5354	5055
		% - ASW Detected	88.28%	89.24%	93.94%	103.97%	111.05%	116.71%	120.05%	105.15%	93.89%	93.89%	93.89%	93.89%	100.00%	100.00%

2971 out of 4994 offenders have offended just once in the last 12 months ...